



# Treasurer's Summary Report for the Month of November, 2021

## Monthly Variance

### Revenue

### November

Revenue is over budget \$ 122,394 for November

#### Primary Revenue Drivers

> Hotel Tax	\$ 22,708	Over Budget
YTD Hotel Tax Revenue	\$122,347	Over Budget
> Sales Tax Oasis	\$ 8,692	Over Budget
YTD Sales Tax Revenue	\$ 41,632	Over Budget
> Sales Tax Other	\$ 85,770	Over Budget
YTD Sales Tax Other	\$156,328	Over Budget
> Sales Tax Grainger	\$ 7,769	Over Budget
YTD Sales Tax Grainger	\$ 32,383	Over Budget

### Expenses

### November

Expenditures are under budget by \$ 19,241 for November

#### Primary Expense Drivers

General Government is under budget by \$5,589 for November

> Legal Services	\$ 8,234	Under Budget
> Village Clerk Services	\$ 3,460	Over Budget
YTD Village Clerk Services	\$10,340	Over Budget

Public Service is under budget by \$28,700 for November

> Road & Bridge Maint \$ 17,150 Under Budget  
46 % of planned projects are complete as of November

> Building - Permit Services \$ 7,342 Under Budget

Net revenue over expense - November \$ 336,602

Net revenue over expense - Year to Date \$ 975,161

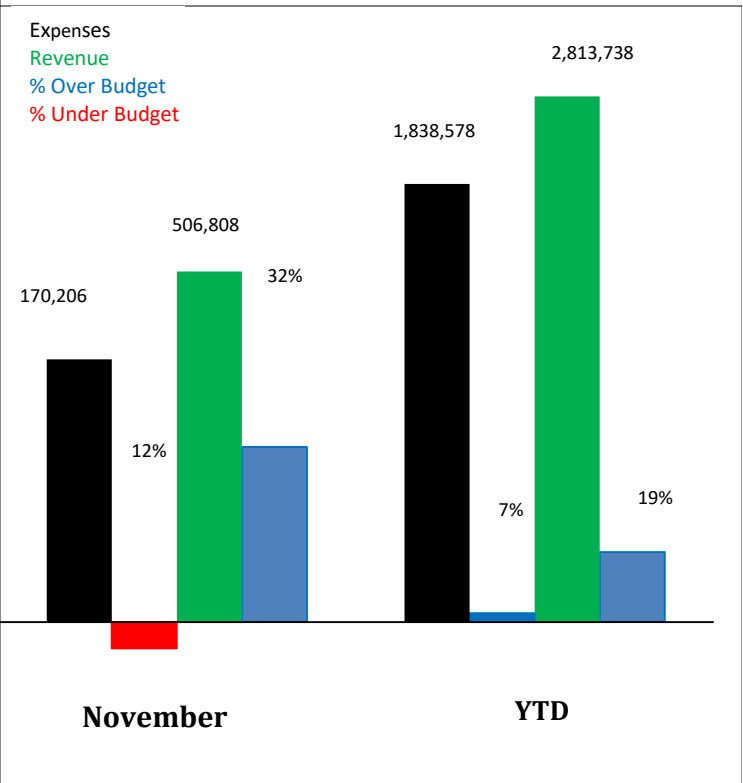
## Actual vs. Budget

Net revenue to budget November \$ 122,394 32 % Over  
Net revenue to budget YTD \$ 450,616 19 % Over

Net expenses to budget November \$ 19,241 12 % Under  
Net expenses to budget YTD \$128,197 7 % Over

#### Discussion Points and Up Coming Events

\* Grainger revenue is reserved in the equity section of Balance Sheet per agreement for Capital Property Purchase.



**Village of Mettawa**

**Treasurer's Report for the Period May 1, 2021 through April 30, 2022**

---

Submitted By: *Amy Weiland*

1-Dec-21

---

## Table of Contents

---

Summary .....	
Title Sheet .....	
Table of Contents.....	
Funds on Deposit.....	1
Balance Sheet.....	2
Fixed Assets.....	3
General Fund	
General Fund Revenue.....	4
General Fund Expenditures.....	5
Revenue Graph.....	6
Expense Graph.....	7
Other Funds	
Balance Sheet.....	8
Statement of Revenues and Expenditures.....	9
General Fund Cash Flow.....	10
Pre-Approved Paid Bills.....	11
Bills Submitted for Village Board Approval.....	12
Bills Submitted for Village Board Approval pg 2 .....	13
YTD payment history of vendors.....	14
Property Tax Rebate .....	15-16

Funds on Deposit

	May-21	Jun-21	Jul-21	Aug-21	Sep-21	Oct-21	Nov-21
<b>General Commingled Accounts</b>							
<b>Northern Trust 6101</b>							
Opening balance	\$ 956,643.12	\$ 963,639.03	\$ 993,230.58	\$ 1,025,678.50	\$ 1,033,568.92	\$ 1,053,736.10	\$ 1,064,479.76
Cleared deposits	\$ 7,344.40	\$ 29,945.27	\$ 32,761.87	\$ 8,151.97	\$ 20,441.06	\$ 11,014.31	\$ -
Interest	\$ 8.15	7.98	8.59	8.72	8.59	8.98	8.75
Cleared disbursements	\$ (356.64)	(361.70)	(322.54)	(270.27)	(282.47)	(279.63)	(258.62)
Closing balance	\$ 963,639.03	\$ 993,230.58	\$ 1,025,678.50	\$ 1,033,568.92	\$ 1,053,736.10	\$ 1,064,479.76	\$ 1,064,229.89
<b>Illinois Funds 5219</b>							
Opening balance	\$ 4,965,706.09	\$ 5,214,197.07	\$ 5,503,926.63	\$ 5,772,794.88	\$ 6,052,780.98	\$ 6,351,641.59	\$ 6,647,735.23
Deposit	\$ 248,336.74	\$ 289,624.73	\$ 268,770.77	\$ 279,883.67	\$ 298,756.35	\$ 295,952.60	\$ 444,214.24
Withdrawal/Transfer							
Interest	\$ 154.24	\$ 104.83	\$ 97.48	\$ 102.43	\$ 104.26	\$ 141.04	\$ 161.23
Closing balance	\$ 5,214,197.07	\$ 5,503,926.63	\$ 5,772,794.88	\$ 6,052,780.98	\$ 6,351,641.59	\$ 6,647,735.23	\$ 7,092,110.70
<b>Motor Fuel Tax 5227</b>							
Opening balance	\$ 139,670.46	\$ 147,484.90	\$ 149,275.11	\$ 151,113.75	\$ 152,936.54	\$ 154,912.72	\$ 156,807.34
Deposit	\$ 7,810.22	\$ 1,787.32	\$ 1,836.10	\$ 1,820.24	\$ 1,973.68	\$ 1,891.22	\$ 1,742.04
Withdrawal							
Interest	\$ 4.22	\$ 2.89	\$ 2.54	\$ 2.55	\$ 2.50	\$ 3.40	\$ 3.65
Closing balance	\$ 147,484.90	\$ 149,275.11	\$ 151,113.75	\$ 152,936.54	\$ 154,912.72	\$ 156,807.34	\$ 158,553.03
<b>Debt Service Funds</b>							
<b>Northern Trust SSA #2 7892</b>							
Opening balance	\$ 1,440.71	\$ 1,415.72	\$ 1,390.73	\$ 1,365.73	\$ 1,340.74	\$ 1,315.74	\$ 1,290.75
Cleared deposits							
Interest	\$ 0.01	\$ 0.01	\$ -	\$ 0.01	\$ -	\$ 0.01	\$ -
Cleared disbursements	\$ (25.00)	(25.00)	(25.00)	(25.00)	(25.00)	(25.00)	(25.00)
Closing balance	\$ 1,415.72	\$ 1,390.73	\$ 1,365.73	\$ 1,340.74	\$ 1,315.74	\$ 1,290.75	\$ 1,265.75
<b>MaxSafe Investment- Lake Forest 5664</b>							
Opening Balance	\$ 4,000,036.16	\$ 3,900,297.37	\$ 3,900,556.37	\$ 3,800,779.06	\$ 3,701,010.41	\$ 3,701,227.81	\$ 3,801,453.65
Cleared Deposits	\$ -	\$ 100,000.00	\$ -	\$ 200,000.00	\$ 100,000.00	\$ 100,000.00	\$ -
Interest	\$ 261.21	\$ 259.00	\$ 222.69	\$ 231.35	\$ 217.40	\$ 225.84	\$ 251.48
Cleared Disbursements	\$ (100,000.00)	(100,000.00)	(100,000.00)	(300,000.00)	(100,000.00)	\$ -	(600,000.00)
Closing Balance	\$ 3,900,297.37	\$ 3,900,556.37	\$ 3,800,779.06	\$ 3,701,010.41	\$ 3,701,227.81	\$ 3,801,453.65	\$ 3,201,705.13
<b>Lake Forest Bank &amp; Trust 9088</b>							
Opening Balance	\$ 1,315,319.77	\$ 1,334,054.05	\$ 1,312,336.82	\$ 1,312,009.10	\$ 1,388,011.59	\$ 1,373,437.01	\$ 1,307,074.69
Cleared Deposits	\$ 142,298.38	\$ 272,704.77	\$ 210,268.68	\$ 394,723.58	\$ 215,220.04	\$ 158,526.24	\$ 670,834.98
Cleared Disbursements	\$ (123,564.10)	(294,422.00)	(210,596.40)	(318,721.09)	(229,794.62)	(224,888.56)	(652,754.03)
Closing Balance	\$ 1,334,054.05	\$ 1,312,336.82	\$ 1,312,009.10	\$ 1,388,011.59	\$ 1,373,437.01	\$ 1,307,074.69	\$ 1,325,155.64
<b>TOTAL ALL ACCOUNTS</b>							
Opening month balance	\$ 11,378,816.31	\$ 11,561,088.14	\$ 11,860,716.24	\$ 12,063,741.02	\$ 12,329,649.18	\$ 12,636,270.97	\$ 12,978,841.42
Closing month balance	\$ 11,561,088.14	\$ 11,860,716.24	\$ 12,063,741.02	\$ 12,329,649.18	\$ 12,636,270.97	\$ 12,978,841.42	\$ 12,843,020.14

Village of Mettawa - Balance Sheet

	1-Dec
<b>ASSETS</b>	
Current Assets	
Checking/Savings	\$ 12,509,968
Accounts Receivable	
Professional Fees	\$ 49,939
Other Current Assets	
Due From Other Funds	\$ 777,597
Pre Paid Insurance	\$ 12,698
Pre Paid Salt	\$ 8,018
Hotel Taxes Receivable	\$ 17,011
Property Taxes Receivable	\$ 306,100
Shared Taxes Receivable	\$ 785,540
Total Other Current Assets	<u>\$ 1,906,964</u>
<b>TOTAL CURRENT ASSETS</b>	<u><u>\$ 14,466,871</u></u>
<b>OTHER ASSETS</b>	
Construction In Progress - Sewer System	\$ 40,513
Pre Paid Land Purchase	\$ 146,373
Deposit Sheriff Service Initiation	\$ 180,000
Office Space Deposit LifeStorage	\$ 500
Total Other Assets	<u>\$ 367,386</u>
<b>TOTAL ASSETS</b>	<u><u>\$ 14,834,256</u></u>
<b>LIABILITIES &amp; EQUITY</b>	
Liabilities	
Current Liabilities	
Accounts Payable	\$ 166,013
Deferred Property Taxes	\$ 306,100
Building Deposits	\$ 27,300
Due To Other Funds	\$ 777,597
Tax Rebates	\$ 132,804
Total Current Liabilities	<u>\$ 1,243,801</u>
<b>TOTAL LIABILITIES</b>	<u><u>\$ 1,409,814</u></u>
Fund Balances	
Retained Earnings	\$ 9,580,961
Net Income	\$ 1,071,694
Grainger Property Reserve	\$ 2,771,787
Total Equity	<u>\$ 13,424,442</u>
<b>TOTAL LIABILITIES &amp; EQUITY</b>	<u><u>\$ 14,834,256</u></u>

Fixed Assets

	<u>November 2021</u>
Fixed Assets	
Total Land	9,702,549.00
Total Land Improvements	1,566,166.92
Landscaping	
Non - SSA	
Accumulated Depreciation Non SSA	-1,375.03
Non - SSA - Other	305,256.38
Total Non - SSA	<u>303,881.35</u>
SSA 3	
Accumulated Depreciation SSA 3	-3,561.00
SSA 3 - Other	660,606.00
Total SSA 3	<u>657,045.00</u>
SSA 6	
Accumulated Depreciation SSA 6	-291.00
SSA 6 - Other	50,817.42
Total SSA 6	<u>50,526.42</u>
Total Landscaping	<u>1,011,452.77</u>
Paved Streets	
Non -SSA	
Accumulated Depreciation Non SSA	-3,764.67
Non -SSA - Other	2,091,607.10
Total Non -SSA	<u>2,087,842.43</u>
SSA 3	
Accumulated Depreciation SSA 3	-3,952.00
SSA 3 - Other	1,635,906.00
Total SSA 3	<u>1,631,954.00</u>
SSA 3	
Accumulated Depreciation SSA 3	-1,062.34
SSA 3 - Other	590,434.57
Total SSA 3	<u>589,372.24</u>
SSA 6	
Accumulated Depreciation SSA 6	-1,122.00
SSA 6 - Other	465,372.00
Total SSA 6	<u>464,250.00</u>
Total Paved Streets	4,776,149.67
Sanitary Sewer	
SSA 4	
Accumulated Depreciation SSA 4	-805.79
SSA 4 - Other	220,119.34
Total SSA 4	<u>219,313.55</u>
Total Sanitary Sewer	219,313.55
Storm Sewer	
Non SSA	-50,094.06
Accumulated Depreciation NonSSA	-27,916.25
Total Non SSA	<u>-78,010.31</u>
SSA 3	
Accumulated Depreciation SSA 2	-450.00
SSA 3 - Other	132,575.00
Total SSA 3	<u>132,125.00</u>
SSA 6	
Accumulated Depreciation SSA 6	-577.00
SSA 6 - Other	170,325.00
Total SSA 6	<u>169,748.00</u>
Total Storm Sewer	<u>225,341.69</u>
Total Fixed Assets	<u>17,500,973.60</u>

1000 - General Fund

	Prior Period 2020	Current Period Actual	Current Period Budget	Current Period Budget Variance	Prior Period YTD 2020	Current Year Actual	YTD Budget - Original	% Budget Used	Total Budget - Original
Operating Revenue									
Program Revenue									
Taxes									
Hotel Taxes	12,964	39,374	16,667	22,708	90,814	239,014	116,667	45%	200,000
Illinois Income Tax	4,112	4,475	4,817	(341)	36,171	45,172	33,717	63%	57,800
Illinois Use Tax	1,980	1,704	1,917	(213)	13,071	11,466	13,417	57%	23,000
Personal Property Replacement	-	-	0	-	100	210	131	9%	1,150
Property Tax Levy	5,381	755	464	291	132,756	121,957	134,277	98%	135,000
Real Estate Transfer Tax	8,165	-	3,333	(3,333)	44,605	93,148	23,333	112%	40,000
Road & Bridge Tax Share	1,634	207	631	(424)	33,737	31,202	36,251	92%	36,500
Sales Tax - Oasis	23,325	32,025	23,333	8,692	135,034	204,996	163,333	48%	280,000
Sales Tax - Grainger	69,426	87,552	79,783	7,769	518,250	558,424	526,041	57%	910,000
Sales Tax -Other	270,906	306,840	221,070	85,770	1,064,963	1,214,136	1,057,807	60%	1,780,000
Cannabis Use Tax	31	71	38	33	202	396	263	45%	450
Illinois Charitable Games Tax	-	-	0	-	1,413	910	500	283%	500
Telecommunication Tax	11,830	11,547	11,212	335	92,085	89,829	71,057	66%	140,000
<b>TOTAL TAX</b>	<b>409,752</b>	<b>484,551</b>	<b>363,264</b>	<b>121,287</b>	<b>2,163,200</b>	<b>2,610,860</b>	<b>2,176,794</b>	<b>72%</b>	<b>3,604,400</b>
Licenses & Fees									
Building Permit Services	3,453	19,186	16,667	2,519	120,632	143,504	116,667	60%	200,000
Cable Franchise Fees	2,348	-	2,277	(2,277)	4,686	2,578	4,337	29%	9,000
Liquor License Fees	-	-	-	-	6,000	6,100	6,000	102%	6,000
Zoning & Miscellaneous Permit	-	-	833	(833)	-	-	5,833	0%	10,000
<b>Total Licenses &amp; Fees</b>	<b>5,801</b>	<b>19,186</b>	<b>19,777</b>	<b>(591)</b>	<b>131,318</b>	<b>152,182</b>	<b>132,837</b>	<b>68%</b>	<b>225,000</b>
Fines & Forfeitures									
Circuit Court Fees	122	2,649	125	2,524	332	4,236	875	282%	1,500
<b>Total Program Revenue</b>	<b>415,674</b>	<b>506,387</b>	<b>383,166</b>	<b>123,220</b>	<b>2,294,850</b>	<b>2,767,277</b>	<b>2,310,505</b>	<b>72%</b>	<b>3,830,900</b>
Investment Income									
Investment Income	663	421	1,250	(829)	12,572	2,594	8,750	17%	15,000
<b>Total Investment Income</b>	<b>663</b>	<b>421</b>	<b>1,250</b>	<b>(829)</b>	<b>12,572</b>	<b>2,594</b>	<b>8,750</b>	<b>17%</b>	<b>15,000</b>
Other Income									
Capital Project	-	-	-	-	0	0	0	0%	0
Miscellaneous Revenue	-	-	-	-	21,966	43,867	43,867	97%	45,000
<b>Total Other Income</b>	<b>-</b>	<b>-</b>	<b>-</b>	<b>-</b>	<b>21,966</b>	<b>0</b>	<b>43,867</b>	<b>0%</b>	<b>45,000</b>
<b>TOTAL MISCELLANEOUS REVENUE</b>	<b>663</b>	<b>421</b>	<b>1,250</b>	<b>(829)</b>	<b>34,539</b>	<b>46,461</b>	<b>52,617</b>	<b>77%</b>	<b>60,000</b>
<b>Total Operating Revenue</b>	<b>416,337</b>	<b>506,808</b>	<b>384,416</b>	<b>122,392</b>	<b>2,329,389</b>	<b>2,813,738</b>	<b>2,363,122</b>	<b>72%</b>	<b>3,890,900</b>
<b>Total Revenue</b>	<b>416,337</b>	<b>506,808</b>	<b>384,416</b>	<b>122,392</b>	<b>2,329,389</b>	<b>2,813,738</b>	<b>2,363,122</b>	<b>72%</b>	<b>3,890,900</b>

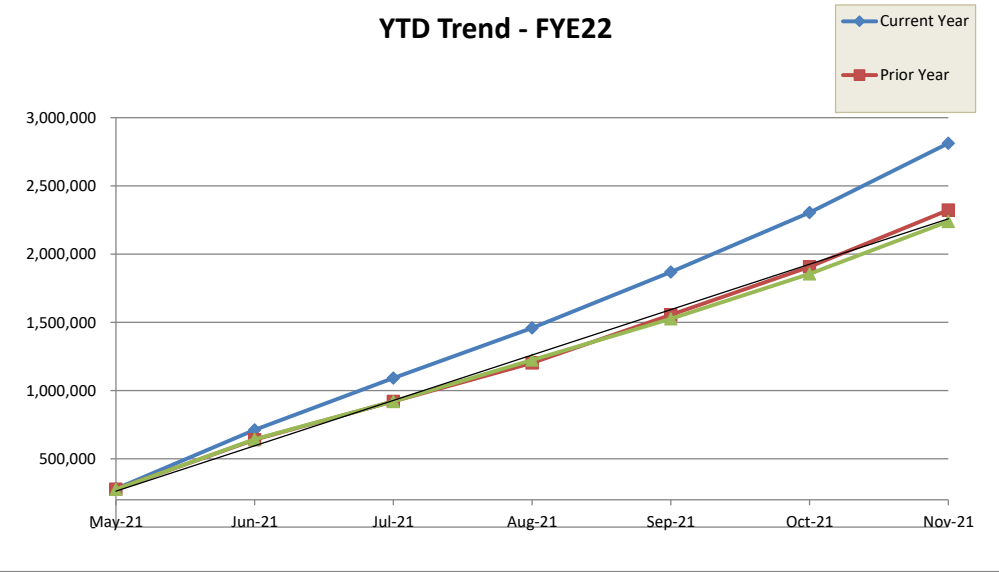
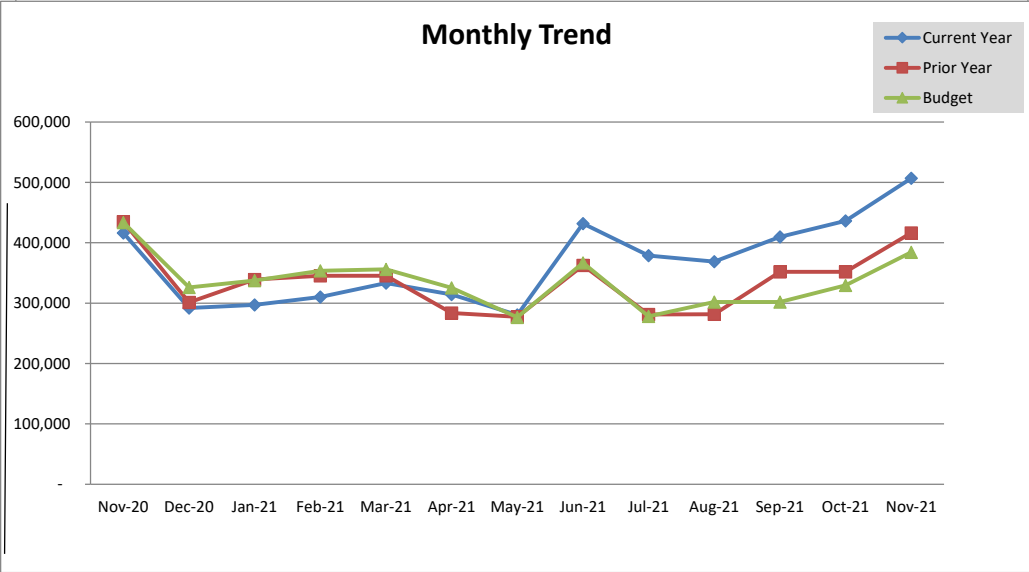
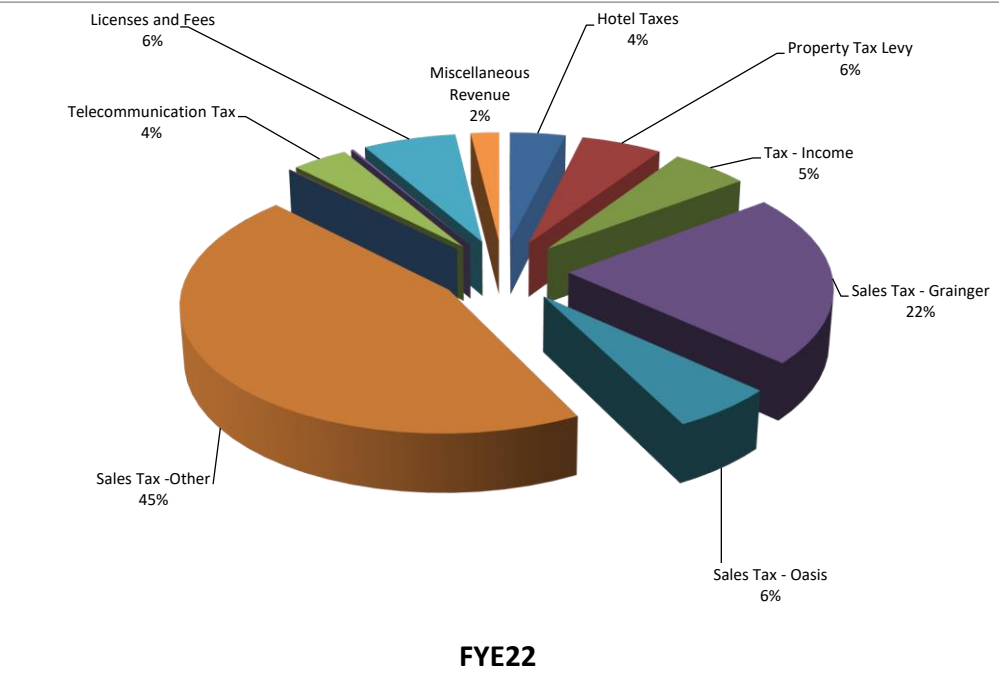
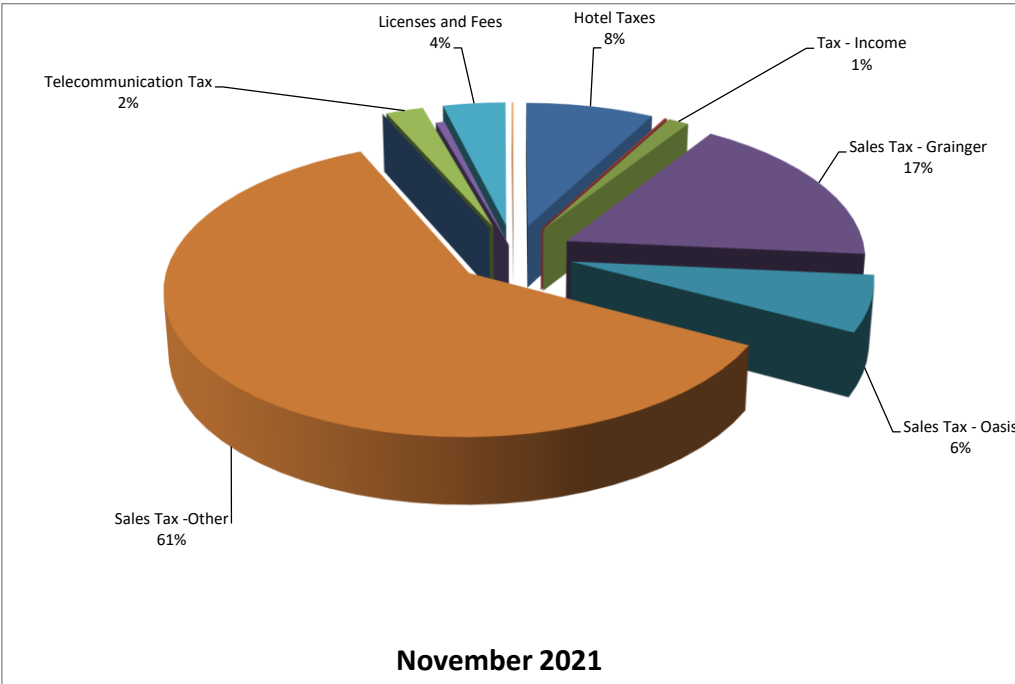
1000 - General Fund

	Current Period		Current Period		Prior Period YTD 2020	Current Year Actual	YTD Budget - Original	% Budget Used	Total Budget Original
	Prior Period 2020	Current Period Actual	Current Period Budget	Budget Variance					
<b>Expenditures</b>									
<b>Program Expenses</b>									
<b>General Government</b>									
Auditing	-	-	0	-	27,750	28,450	28,500	100%	28,500
Bank Fees	301	313	250	63	2,164	2,439	1,750	81%	3,000
Consultants & Outside Services	1,275	1,862	692	1,171	10,367	14,330	6,642	65%	22,000
Consultants & Outside Services - Reimb	-	-	0	-	-	-	0	0%	0
Dues & Subscriptions	-	-	300	(300)	425	280	300	25%	1,100
Financial & Accounting Services	3,890	7,780	3,917	3,863	27,230	31,120	27,417	66%	47,000
Insurance & Bonds	1,012	1,012	1,042	(29)	6,976	7,084	7,292	57%	12,500
Legal Expense	26,611	5,766	14,000	(8,234)	102,046	101,066	98,000	60%	168,000
Legal Expense Reimbursable	-	0	0	-	-	0	0	0%	0
Maps & Surveys	-	1,175	0	1,175	-	8,575	500	1715%	500
Miscellaneous	25	106	583	(477)	13,035	8,321	4,083	119%	7,000
Office Supplies	185	-	333	(333)	2,233	2,574	2,333	64%	4,000
Planning Consultants	-	-	0	-	-	-	0	0%	5,000
Postage & Conving	55	-	42	(42)	220	372	292	74%	500
Printing & Publishing	-	-	292	(292)	861	856	2,042	24%	3,500
Printing & Publishing - Reimb	-	-	0	-	-	-	0	0%	0
Recording Fees	-	50	0	50	50	250	250	83%	300
Recording Fees - Reimb	-	-	0	-	-	-	0	0%	0
Telephone	210	180	267	(86)	1,574	1,636	1,867	51%	3,200
Village Administrator	5,667	4,600	5,583	(983)	39,667	21,692	39,083	32%	67,000
Village Clerk	3,664	6,960	3,500	3,460	27,347	34,840	24,500	83%	42,000
Village Office & Meeting Space	1,213	1,045	1,750	(705)	10,856	9,260	12,250	44%	21,000
<b>TOTAL GENERAL GOVERNMENT</b>	<b>44,108</b>	<b>30,851</b>	<b>32,550</b>	<b>(1,699)</b>	<b>272,801</b>	<b>273,144</b>	<b>257,100</b>	<b>63%</b>	<b>436,100</b>
<b>Public Service</b>									
Building Services	10,000	10,000	15,833	(5,833)	90,767	126,637	110,833	67%	190,000
Building Permit Services	2,131	575	2,083	(1,508)	23,534	23,093	14,584	92%	25,000
Building Permit Services -Reimb	-	-	0	-	-	-	0	0%	0
Disposal Services	4,991	5,125	5,000	125	34,394	35,388	35,000	59%	60,000
Engineering Services	6,080	13,211	12,500	711	75,927	77,783	87,500	52%	150,000
Engineering Service-Reimb	-	-	0	-	-	-	0	0%	0
Mosquito Control	-	-	0	-	26,689	26,830	27,000	99%	27,000
Police & Security	13,481	14,039	14,167	(127)	97,773	99,799	99,167	59%	170,000
Road & Bridge Maintenance	4,600	4,100	21,250	(17,150)	92,773	56,589	56,589	46%	122,000
Snow & Ice Control	789	-	4,916	(4,916)	789	-	4,916	0%	23,034
Salt	-	-	0	-	-	-	0	0%	6,466
Special Events	-	-	0	-	-	7,784	6,000	130%	6,000
Village Property & Maintenance	6,298	68,370	68,370	-	80,369	146,627	148,750	86%	170,000
Water Engineering & Maintenance	-	-	0	-	254	165	165	7%	2,500
<b>TOTAL PUBLIC SERVICE</b>	<b>48,369</b>	<b>115,420</b>	<b>144,120</b>	<b>(28,700)</b>	<b>523,269</b>	<b>600,695</b>	<b>590,504</b>	<b>63%</b>	<b>952,000</b>
<b>Revenue Sharing</b>									
Hotel Tax Sharing	3,889	11,812	5,000	6,812	27,244	77,881	35,000	130%	60,000
Property Tax Sharing	-	-	0	-	600,000	750,000	750,000	100%	750,000
Sales Tax Sharing	11,662	16,013	11,667	4,346	67,517	102,498	81,667	73%	140,000
<b>TOTAL TAX SHARE</b>	<b>15,552</b>	<b>27,825</b>	<b>16,667</b>	<b>11,158</b>	<b>694,761</b>	<b>930,379</b>	<b>866,667</b>	<b>98%</b>	<b>950,000</b>
<b>Total Program Expenses</b>	<b>108,029</b>	<b>174,096</b>	<b>193,336</b>	<b>(19,241)</b>	<b>1,490,831</b>	<b>1,804,217</b>	<b>1,714,271</b>	<b>77%</b>	<b>2,338,100</b>
<b>Miscellaneous</b>									
<b>Capital Projects</b>									
Real Estate Purchase	-	-	-	-	-	-	-	0%	0
Capital Asset	8,800	-	-	-	88,000	38,250	-	0%	0
<b>Total Capital Projects</b>	<b>8,800</b>	<b>-</b>	<b>-</b>	<b>-</b>	<b>88,000</b>	<b>38,250</b>	<b>0</b>	<b>0%</b>	<b>0</b>
<b>Capital Debt</b>									
Debt Service	-	-	-	-	-	0	0	0%	685,000
<b>Total Miscellaneous</b>	<b>8,800</b>	<b>-</b>	<b>-</b>	<b>-</b>	<b>88,000</b>	<b>38,250</b>	<b>0</b>	<b>6%</b>	<b>685,000</b>
<b>Total Expenditures</b>	<b>116,829</b>	<b>174,096</b>	<b>193,336</b>	<b>(19,241)</b>	<b>1,578,831</b>	<b>1,842,468</b>	<b>1,714,271</b>	<b>61%</b>	<b>3,023,100</b>
<b>Net Revenue Over Expenditures</b>	<b>299,508</b>	<b>332,712</b>	<b>191,079</b>	<b>141,631</b>	<b>750,558</b>	<b>971,271</b>	<b>12,283</b>		<b>867,800</b>

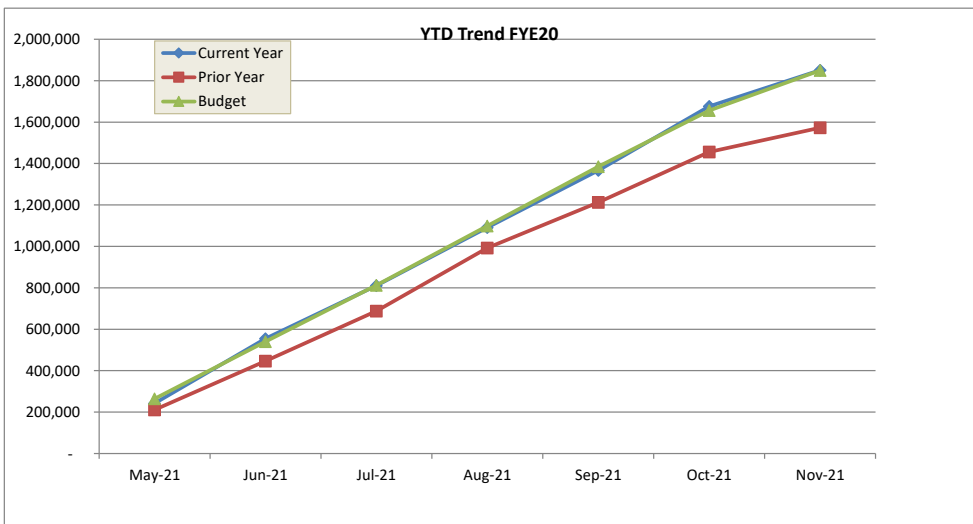
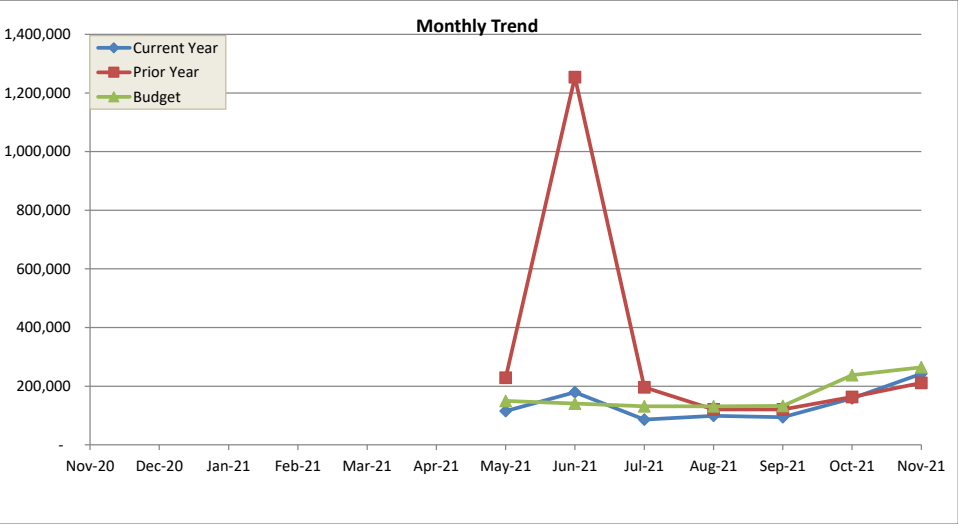
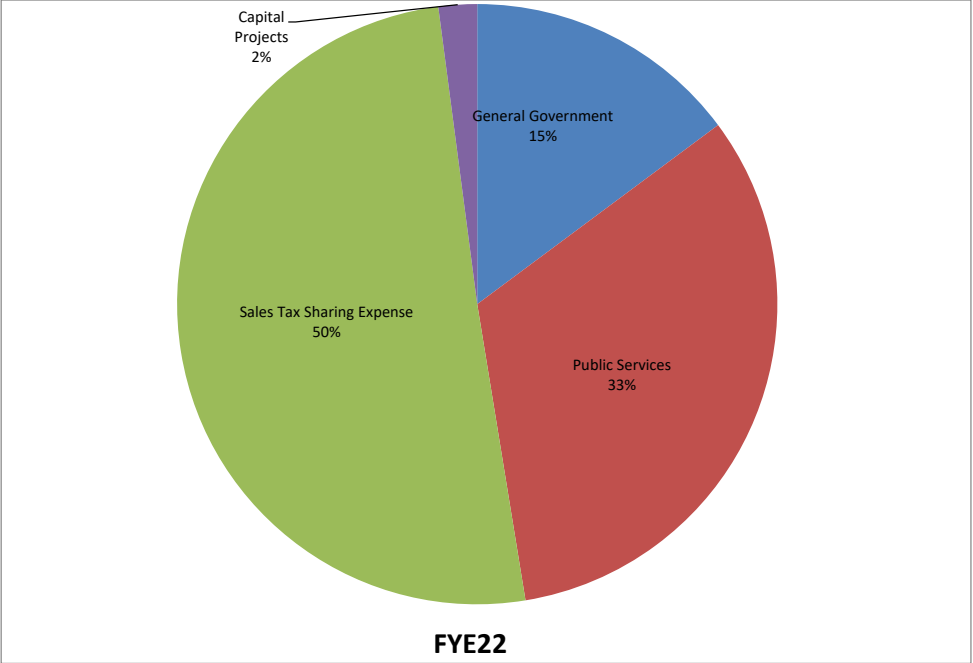
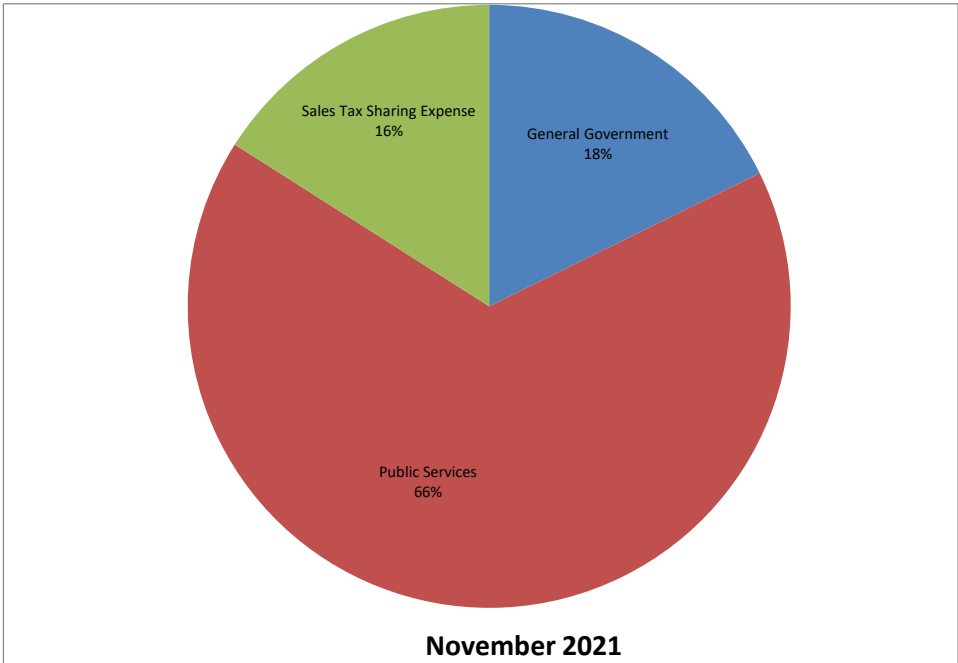
General Fund Expenditures



# Revenue - General Fund



# Expense Graph - General Fund



All Other Funds													
	SSA# 3	SSA# 4	SSA# 5	SSA# 7	SSA# 9	SSA# 10	SSA# 11	SSA# 13	SSA#14	SSA# 15	Rebuild Illinois	Motor Fuel Tax	SSA#2 Debt Service
<b>ASSETS</b>													
Current Assets													
Checking/Savings													
Held by Trustee													
Illinois Funds - U.S. Bank													
Northern Trust													
	(294,900)	39,897	48,593	68,344	73,130	5,170	17,070	7,028	20,662	(505,609)	24,032	134,511	1,265
Total Checking/Savings	(294,900)	39,897	48,593	68,344	73,130	5,170	17,070	7,028	20,662	(505,609)	24,032	134,511	1,265
Total Current Assets	(294,900)	39,897	48,593	68,344	73,130	5,170	17,070	7,028	20,662	(505,609)	24,032	134,511	1,265
<b>TOTAL ASSETS</b>	<b>(294,900)</b>	<b>39,897</b>	<b>48,593</b>	<b>68,344</b>	<b>73,130</b>	<b>5,170</b>	<b>17,070</b>	<b>7,028</b>	<b>20,662</b>	<b>(505,609)</b>	<b>24,032</b>	<b>134,511</b>	<b>1,265</b>
<b>LIABILITIES &amp; EQUITY</b>													
Liabilities													
Long Term Liabilities - Debt													
Total Liabilities	-	-	-	-	-	-	-	-	-	-	-	-	-
Fund Balances													
Reserved for Debt Service													
Reserved/Designated													
	(294,900)	39,897	48,593	68,344	73,130	5,170	17,070	7,028	20,662	(505,609)	24,032	134,511	1,265
Unreserved and Undesignated	(294,900)	39,897	48,593	68,344	73,130	5,170	17,070	7,028	20,662	(505,609)	24,032	134,511	1,265
Total Fund Balance	(294,900)	39,897	48,593	68,344	73,130	5,170	17,070	7,028	20,662	(505,609)	24,032	134,511	1,265
<b>TOTAL LIABILITIES &amp; EQUITY</b>	<b>(294,900)</b>	<b>39,897</b>	<b>48,593</b>	<b>68,344</b>	<b>73,130</b>	<b>5,170</b>	<b>17,070</b>	<b>7,028</b>	<b>20,662</b>	<b>505,609</b>	<b>6,008</b>	<b>134,511</b>	<b>1,265</b>

1-Dec-21	SSA# 3	SSA# 4	SSA# 5	SSA# 7	SSA# 9	SSA# 10	SSA# 11	SSA# 13	SSA#14	SSA#15	ARAP	Rebuild Illinois	Motor Fuel Tax	SSA#2 Debt Service
<b>Beginning Balance Cash basis</b>	(294,699)	47,325	48,593	68,344	73,130	5,170	17,070	7,028	20,662	(505,609)	36,909	24,032	132,765	1,290
<b>Revenue</b>														
Property Tax														
MFT Allotments													1,742	
Rebuild Illinois														
Bond Proceeds														
Miscellaneous														
Interest Income													4	0
<b>Total Revenue</b>	-	-	-	-	-	-	-	-	-	-	-	-	1,746	0
<b>Expenditures</b>														
Building Permit Services														
Engineering Services		194												
Miscellaneous														
Professional Fees														
Legal														
Tree Maintenance														
Road & Bridge Maintenance														
Police & Security	8													
Snow & Ice Control														
Contractual Maintenance		7,234												
Traffic Control	192													
Sewer Maintenance														
Capital Expenditures														
Bank Fees														25
Transfers in/(out)														
Bond Issue Principal														
Bond Issue Interest														
<b>Total Expenditures</b>	201	7,428	-	-	-	-	-	-	-	-	-	-	-	25
	(200.55)	(7,428.06)	-	-	-	-	-	-	-	-	-	-	1,745.69	(24.99)
<b>Reserve</b>	(294,900)	39,897	48,593	68,344	73,130	5,170	17,070	7,028	20,662	(505,609)	36,909	24,032	134,511	1,265

*Notes*

- SSA #2 - Debt Service for the Woodland Falls Improvements
- SSA #2 - Capital Project - the remaining proceeds from the Woodland Falls bond issue
- SSA #3 - ongoing maintenance of the Woodland Falls Improvements
- SSA #4 - ongoing maintenance of the Oasis Business Park Sewer Improvements
- SSA #5 - ongoing maintenance of the Oasis Business Park Road Improvements
- SSA #7 - ongoing maintenance of the Riverside Preserve Improvements
- SSA #9 - ongoing maintenance of the Deerpath Farms Improvements
- SSA #10 - Nektosha Way
- SSA #11 - Nektosha Way Maintenance
- SSA #13 - Hamilton Estate Tree Planting
- SSA #14 - Hamilton Estate Tree Maint
- SSA #15 - Water Main Extension

	<u>actual</u> May 21	<u>actual</u> June 21	<u>actual</u> July 21	<u>actual</u> August 21	<u>actual</u> September 21	<u>actual</u> October 21	<u>actual</u> November 2021
Income							
Hotel Tax	17,011	24,632	37,169	40,776	43,986	36,065	39,374
Illinois Income Tax	9,204	8,076	7,245	4,068	4,296	7,807	4,475
Illinois Use Tax	1,423	1,819	1,652	1,521	1,733	1,614	1,704
Personal Property Replacement Tax	69	0	50	6	0	84	0
Property Tax	4,847	45,257	19,647	7,257	31,633	12,562	755
Real Estate Transfer Tax	2,950	12,623	37,675	23,875	0	16,025	0
Road & Bridge Tax Share	1,408	10,257	7,028	2,185	6,453	3,663	207
Sales Tax- Oasis	19,513	23,904	25,756	29,687	36,711	37,399	32,025
Sales Tax-Grainger	74,181	84,401	77,895	70,079	85,862	78,454	87,552
Sales Tax- Other	132,401	152,627	143,576	161,794	158,055	158,843	306,840
Cannabis Use Tax	63	73	64	57	68	0	71
Illinois Charitable Games Tax	0	0	0	910	0	0	0
Telecommunications Tax	11,483	18,726	12,532	11,760	12,031	11,751	11,547
Building Permits & Inspections	5,489	42,225	8,197	10,802	27,712	34,893	19,186
Cable Franchise Fees	0	0	0	2,578	0	0	0
Liquor License Fees	0	6,000	0	100	0	0	0
Zoning & Miscellaneous Permit Fees	0	0	0	0	0	0	0
Circuit Court Fines & Fees	0	772	0	36	779	0	2,649
Investment Income	424	372	329	343	333	235	421
Miscellaneous Revenue	0	0	0	950	0	36,909	0
<b>Total Income</b>	<b>280,466</b>	<b>431,763</b>	<b>378,816</b>	<b>368,784</b>	<b>409,652</b>	<b>436,304</b>	<b>506,808</b>
Expense							
Auditing	3,750	0	0	12,800	0	11,900	0
Bank Fees	317	303	310	311	305	330	313
Consultants	1,021	1,383	4,348	1,776	1,507	2,521	1,862
Consultants - Reimb	0	0	0	0	0	0	0
Dues & Subscriptions	0	0	0	130	130	150	0
Financial & Accounting Services	3,890	3,890	3,890	3,890	3,890	3,890	7,780
Insurance and Bonds	1,012	1,012	1,012	1,012	1,012	1,012	1,012
Legal Expenses	17,709	25,579	9,145	10,413	11,225	21,669	5,766
Legal Expenses - Reimb	0	0	2,508	4,157	0	1,122	0
Maps & Surveys	0	3,200	0	0	0	4,200	1,175
Miscellaneous Expenditures	373	243	191	112	127	69	106
Office Supplies	0	132	716	1,448	0	278	0
Planning Consultants	0	0	0	0	0	0	0
Postage & Copying	139	0	77	0	23	134	0
Printing & Publishing	0	0	110	0	633	499	0
Recording Fees	50	50	0	0	0	0	50
Recording Fees - Reimb	0	0	0	61	0	100	0
Telephone	151	264	21	610	139	271	180
Village Administrator	5,667	0	0	2,226	4,600	4,600	4,600
Village Clerk	3,840	5,040	4,860	5,540	4,300	4,300	6,960
Village Office & Meeting Space	1,577	1,982	1,233	1,333	845	1,245	1,045
Building Services	10,000	54,229	10,000	10,000	22,409	10,000	10,000
Building Permit Services	2,352	3,819	5,539	6,539	3,480	820	575
Building Permit Services Reimb	0	0	0	0	0	0	0
Disposal Services	5,014	5,014	5,037	5,037	5,037	5,125	5,125
Engineering Services	8,797	10,264	12,501	10,986	12,185	9,838	13,211
Engineering Services Reimb	0	0	0	0	0	0	0
Mosquito Control	4,830	2,415	7,834	3,917	3,917	0	0
Police & Security	15,699	14,396	14,104	14,040	14,083	13,845	14,039
Road & Bridge Maintenance	4,600	6,054	16,050	15,789	6,775	4,100	4,100
Snow & Ice Control	0	0	0	0	0	0	0
Special Events	0	0	2,773	2,979	2,032	0	0
Village Property & Maintenance	11,639	28,990	3,850	5,710	14,767	14,310	68,370
Water Engineering/Maintenance	0	165	0	0	0	0	0
Hotel Tax Sharing	5,103	7,390	11,211	20,388	19,312	10,819	11,812
Property Tax Sharing	125,000	125,000	125,000	125,000	125,000	125,000	0
Sales Tax Sharing -Lake Forest	9,757	11,952	12,878	14,844	18,356	18,700	16,013
Capital Projects	0	0	0	0	0	38,250	0
<b>Total Expense</b>	<b>242,288</b>	<b>312,766</b>	<b>255,191</b>	<b>281,046</b>	<b>276,089</b>	<b>309,096</b>	<b>174,096</b>
<b>Net from Operations</b>	<b>38,178</b>	<b>118,996</b>	<b>123,625</b>	<b>87,737</b>	<b>133,563</b>	<b>127,207</b>	<b>332,712</b>

Pre Approved  
November 2021

Name	Account	Description	
Lake Forest Bank & Trust			
AT&T	Contract Maintenance	SSA#4 Lift Station	119.08
Comcast Business	Telephone	Telephone - Internet	138.78
Northern Trust Credit Card			
	Village Office & Meeting Space	Life Storage Rentals	845.00
	Telephone	Administrators Cell Phone	41.66
	Consultant & Outside Services	Zoom US	54.99
	Consultant & Outside Services	MSFT Email Service	176.00
Total Northern Trust Credit Card			1,117.65
Total Pre Approved Lake Forest Bank & Trust			1,375.51
Grand Total Pre Approved			1,375.51

Unpaid Invoices as of  
December 17, 2021

Name	Account	Description	
B&F Construction Code Services, Inc	Building Permit Services	18927 - 897 Josephson Residence	250.00
	Building Permit Services	18937 - 901 Maystead Residence	200.00
	Building Permit Services	18921 - 895 13900 Emma Lane	<u>125.00</u>
Total B&F Construction Code Services, Inc			575.00
Com Ed	Traffic Control	SSA#3 Traffic Control #9018	8.48
	Police & Security	SSA#3 Traffic Control #6026	192.07
	Contract Maintenance	SSA#4 Sewer Maint #1048	114.95
	Police & Security	GF-Street Lighting #3008	14.19
	Police & Security	GF-Street Lighting #2015	<u>196.87</u>
Total ComEd			526.56
Deerpath Farm HOA	Contract Maintenance	SSA#9 Payment #5 Luis and Son	9,586.00
	Contract Maintenance	SSA#9 J.A.N. Landscaping Inc	<u>4,625.00</u>
Total Deerpath Farm HOA			14,211.00
Dunlap Lawn Service	Road & Bridge Maintenance	ROW October	4,100.00
	Village Property & Maintenance	Whippoorwill Park Mow	<u>450.00</u>
Total Dunlap Lawn Service			4,550.00
Florip, Mandi	Village Administrator	Administrator Services	4,600.00
	Miscellaneous	Mileage	<u>64.96</u>
Total Florip, Mandi			4,664.96
Gallo Sandy, LLC.	Miscellaneous	Mileage	41.44
	Village Clerk	Bonus	3,000.00
	Village Clerk	Clerk Services	<u>3,960.00</u>
Total Gallo Sandy, LLC.			7,001.44
Hey and Associates, Inc	Engineering Services	20-0306 Little St Marys Rd Drainage	2,610.05
	Village Office & Meeting Space	Board and Committee meetings	200.00
Hilton Garden Inn	Contract Maintenance	SSA#4 Oasis Business Park - Tree removal	7,000.00
Homer Professional Land Clearing	Police & Security	Mettawa Patrol - Includes gas and truck lease	7,708.11
Howe Security	Engineering Services	16550-105 General Engineering	8,653.63
		16554-088 Deerpath Farm Subdivision SSA#9	371.25
		17084-062 Public Utilities	323.38
		17581-057 The Crest Subdivision	194.03
		18112-629 Code violations	971.68
		18253-640 Oasis Business Center SSA#4	30.94
		18823-858 Watershed - Stormwater concerns	621.56
		16556-118 Building Services	<u>10,000.00</u>
Total James Anderson Company			21,166.47

Unpaid Invoices as of  
December 17, 2021

Klein, Thorpe and Jenkins, Ltd.	Legal Expenses	General Zoning Matters	-
	Legal Expenses	General Matters	3,958.60
	Legal Expenses	Grainger Annexation & Real Estate Acquisition	771.84
	Legal Expenses	Lys vs Village Litigation	688.04
	Legal Expenses	786 - Sapphire Stable Litigation	348.00
Total Klein, Thorpe and Jenkins, Ltd.			<u>5,766.48</u>
Lake County Recorder	Recording Fees	Rocco Fiore - Reimbursable matters	50.00
Lakes Disposal Services	Disposal Service	Disposal Service - 219 homes serviced	5,124.60
O'Mary Dorothy	Financial & Accounting Services	Financial & Accounting Includes Final Invoice	7,780.00
	Postage	Stamps	232.00
Total O'Mary Dorothy			<u>8,012.00</u>
Pizzo & Associated, LTD	Village Property & Maintenance	MacLean Oasis Park-Stewardship	67,920.00
Sheriff's Office	Police & Security	Lake County Contract Police Service	6,120.19
Siepkas Joe	Consultants & Outside Services	Website & email Support	325.00
SSG Services	Consultants & Outside Services	Computer Maintenance	762.50
Teska Associates, Inc	Maps & Surveys	Trail Map Update	1,175.00
USIC Locating Services, LLC	Consultants & Outside Services	34 Ticket calls	544.00
Total Accounts Payable			<u>166,013.36</u>
Pre Approved Accounts Payable			<u>1,375.51</u>
Total Approval			<u><u>167,388.87</u></u>



Year to Date Payments		
Name	FY 2022	Amount
American Legal Publishing		4,384.75
AT&T		819.39
B&F Construction Code Services, Inc		27,900.49
Blackboard Connect, Inc		1,627.54
Bob Irvin Consulting, LLC		11,436.91
City of Lake Forest		105,752.86
Clark Environmental Mosquito Control		26,830.00
Com Ed		2,983.49
Comcast Business		1,164.00
Cynthia Pavesich & Associates		698.40
Daily Herald		884.35
Deerpath CMBW 19 LLC		11,200.00
Deerpath Farm Homeowner's Association		6,900.00
Dunlap Lawn Service		47,427.19
Dunlap Tree Experts		4,925.00
Flow-Technics, Inc		10,275.00
Forest Builders		58,215.46
Gardner Phillips		2,700.00
Gayle Walsworth		300.00
Hamilton Partners SSA#3		9,982.45
Hey & Associates, Inc		41,205.81
Hilton Garden Inn		3,243.71
Howe Security		53,403.47
ICRMT		13,709.00
IDOT		1,366.50
Illinois Municipal League		150.00
ILM		8,040.00
Impact Networking LLC		4,500.00
James Anderson Company		231,528.19
Joe Siepka		1,735.00
Jose S. Yu and Ann X Shen		4,500.00
JULIE, Inc		87.72
Klein, Thorpe and Jenkins, LTD		110,860.22
Lake County Clerk		50.00
Lake County Recorder		150.00
Lake County Tax Collector		295.68
Lake County Treasurer		150.00
Lakes Disposal Service		35,277.60
Lake Forest Bank & Trust Bank Fee		1,842.66
Luxe Productions Chicago, Inc		500.00
Maier, John		703.80
Mandi Florip		11,609.05
Manhard Consulting		7,400.00
Marion and Christopher Cappuccilli		4,500.00
Mary Brennan		268.76
Metropolitan Mayors Caucus		130.00
Misfits Construction Company		38,250.00
Norbert J Pointner		2,431.00
Northern Trust SSA#2 Bank Fee		175.00
Northern Trust Credit Card		16,685.91
O'Mary Dorothy		27,404.80
Perfect Cut		2,100.00
Pizzo & Associates		26,900.00
Poul's Nursery		1,800.00
PrestonXP, A Rentokil Company		225.00
Sandy L. Gallo, LLC		31,538.07
Sheriff's Office		21,230.62
Sikich, LLP		28,450.00
Singleton Electric, LLC		1,147.50
SSG Services		4,295.51
Staples Credit Plan		1,308.01
USIC Location Services, LLC		1,856.00
Village of Mettawa Motor Fuel Tax		6,008.24
White Lodging Service Corp.		64,261.21

Total

1,149,681.32

## Property Tax Rebate

ADI	Morry & Renda	\$	3,441.20	GOORIS	Daniel & Leslie	\$	2,236.40
ADI	Kennan & Renda	\$	3,270.79	HAN	Dong & Chung	\$	4,475.98
ANDERSON	Mary Jane	\$	6,848.63	HANSEN	William	\$	4,233.27
ARAZAN	Frederick	\$	3,537.72	HEINZ	Thomas & Ann	\$	2,916.46
ARMSTRONG	Carol	\$	1,968.67	HEYTOW	Mitzi	\$	9,994.69
ARNOLD	Charles & Kate	\$	4,724.25	HIRATA	Magdalena	\$	8,484.42
ATTAR	Adnan & Sana	\$	7,893.34	HOWATT	James & Kimberly	\$	8,883.24
AXENTE	Daniel	\$	2,303.14	IMMERMAN	Amy	\$	1,849.90
BAEZ	Stephen & Wha-Soon	\$	2,313.07	JACOB	Mark & Ann Shorrocks	\$	7,047.25
BAIG	Mirza & Sabahath	\$	3,345.86	JOSEPH	Carolanne	\$	9,817.52
BECK	Herbert & Juliann	\$	4,306.76	JUHREND	Bernice	\$	4,849.77
BERBAS GINAKAKIS	Juliane	\$	4,063.66	KALLISON	Corey & Danielle	\$	3,611.21
BOHM	Denis & Roberta	\$	2,837.41	KAPLAN	Howard & Ricki	\$	9,310.66
BOLLHOFFER	Roy	\$	2,037.39	KOFFEL	John	\$	9,701.53
BORKOWSKI	Anne	\$	3,889.67	KOTABA	Walter	\$	11,286.87
BOULIERIS	Angelo & Catherine	\$	2,460.44	KRUSINSKI	Catherine	\$	5,410.26
BRADLEY	John & Cathy	\$	3,652.13	KURTIS	William	\$	8,820.48
BRADY	Michael & Lisa	\$	7,342.39	LAFITA	Joseph & Vaishali	\$	8,524.54
BRESLOW	Clifford	\$	3,488.47	LANE	Brandon	\$	5,230.72
BUELL	Brad	\$	3,101.96	LANE	Roger & Chris	\$	4,599.52
BUSH	David & Heather	\$	4,853.75	LAPINS/SHELDON	Ron/Pam	\$	6,874.45
BUSSCHER	Robert	\$	8,358.10	LEAHY	Catherine	\$	6,190.42
BYRNE	Janice & Dominic	\$	3,882.12	LEVIN	Richard & MaryLou	\$	8,812.93
CAHILL	John & Sarabess	\$	5,701.83	LICCIONI	Roland	\$	3,896.82
CHUDY	Matthew & Michelle	\$	6,922.12	LIPHARDT	Peter & Laura	\$	2,241.17
CLARK	Jeffery & Gwen	\$	3,845.58	LOVE	Jason & Ashley	\$	3,293.83
CLATCH	Laura	\$	4,651.56	LYONS	Adam & Gail	\$	2,229.25
COHN	Andrew	\$	3,847.96	LYS	Thomas & Franziska	\$	13,118.10
COLE	Bob & Elaine	\$	6,033.52	MAIER	John	\$	3,935.75
COLLINS	Christine	\$	6,925.30	MAISH	Mary	\$	4,261.48
COOK	Richard & Martina	\$	2,518.04	MANCUSO	Richard & Shelley	\$	6,153.48
CORK	Patricia	\$	7,038.11	MATSUNAGA	Douglas & Barbara	\$	11,786.19
CUTLER	Alan & Yvonne	\$	7,188.66	MAYSTEAD	Andrew & Rebecca	\$	4,835.87
DANFORTH	Chad & Janet	\$	3,503.17	MCCARTHY	Sean & Cathy	\$	8,780.75
DEMPSEY	Matthew & Jeannine	\$	4,043.40	MCCOLE	William & Jeanine	\$	3,125.00
DETERS	Gary & Susan	\$	3,507.14	MEHTA	Parimal & Mansi	\$	2,911.69
DODD	Michael & Carrie	\$	3,189.75	MELUSO	Mark & Victoria	\$	2,732.94
DONATO	Anthony & Patricia	\$	4,654.73	MENDINO	Joseph	\$	5,343.93
DONATO	Ronald & Carmella	\$	2,557.36	MILLAR	Tom & Martha	\$	5,110.75
DREIFUSS	David & Juli	\$	4,448.97	MONS	Allen	\$	6,643.26
FALBE	Lawrence	\$	3,324.81	MURPHY	Christopher & Catherine	\$	6,228.56
FANTUS	Richard & Pamela	\$	9,089.40	NELSON	Catherine	\$	3,853.12
FARMER	Tim & Amy	\$	3,094.81	NEWBERG	Donald	\$	5,016.21
FIOCCHI	John	\$	6,709.60	NICHOLAS	Monica	\$	6,016.04
FIGLIO	Rocco & Paula	\$	5,097.64	NITISS/CARRUTHERS	Joseph/Karen	\$	1,819.71
FORREST	Jason & Amy	\$	3,389.96	OBERMAN	Michael & Margo	\$	12,141.71
FOSTER/O'NEIL	Mark/Alyssa	\$	9,272.52	OLESEN	Martin & Shelly	\$	3,822.94

ORLANDO	Pompei & Lucia	\$ 5,839.27	YOUNG David	\$ 4,738.55
PAPANOS/ZIAMPARAS	Nicholas/Ilioula	\$ 3,563.54	ZAMOLO Fabrice & Marguerite	\$ 6,965.42
PARK	Chung	\$ 5,679.59	ZHOU/JIANG Liangfu/Yuan	\$ 3,028.87
PELECH	Michael & Debra	\$ 3,799.50		
PETRE	Cornel & Magdalena	\$ 3,892.85		
PHILLIPS	Frederick	\$ 3,468.61		
PINK	Ronald	\$ 7,377.34		
PISCITELLO	Christopher	\$ 6,829.56		
POVZNER	Leonid	\$ 3,627.50		
PREISER	Kristine	\$ 4,734.58		\$ 750,000.00
PRICE	Robert	\$ 4,825.54		
QUETSCHKE/STRECKERT	Paul/Mary Ellen	\$ 4,008.04		
RAFFEL	Leslie	\$ 2,241.17		
RAY	Jess & Marcia	\$ 5,274.41		
RITSOS	Peter	\$ 3,043.17		
ROBERTSON	Jacqueline	\$ 3,857.89		
ROJAS	Arturo & Maria	\$ 9,330.92		
ROTH	Diane	\$ 2,999.48		
RUPPE/KOZIMOR	Michael/Renee	\$ 4,620.17		
SCHMIDT	Stevie	\$ 10,276.32		
SHAFFER/PETERS	Dean/Linda	\$ 12,706.57		
SHAY	Troy & Jennifer	\$ 7,699.10		
SMOLIC	Svebor & Stephanie	\$ 5,738.38		
SOTO/KAUFMAN	Santiago/Miriam	\$ 3,408.23		
SPIGLANIN/VIGLIONE	Robert/Ninette	\$ 4,698.83		
STANLEY	James & Dianne	\$ 5,832.52		
STARR	Jerome & Sherry	\$ 4,266.64		
STOKOVICH	Debra	\$ 15,856.60		
SWIFT	Mary & John	\$ 5,703.42		
TAN	Jack	\$ 3,911.12		
TAVAKOLI	Hassan & Margarita	\$ 4,093.85		
THIAGARAJAN	Kannan	\$ 3,573.48		
TINDALL	Adrienne	\$ 8,061.37		
TOWNE	Tim	\$ 2,508.50		
TRENDLER	David	\$ 3,009.81		
TRULSON	Kathleen	\$ 4,518.48		
TURCHINSKY	Dean & Frances	\$ 3,894.83		
URLACHER	Casey	\$ 1,971.45		
VANSELOW	Rick	\$ 3,097.20		
VIGLIONE	Josephine	\$ 4,821.57		
WEILAND	Amy Sue	\$ 4,147.07		
WICKLANDER	Jeff & Corrie	\$ 3,420.94		
WILLIAMSON/WRIGHT	Thomas/Andrea	\$ 3,334.74		
WING	Robert & Alecia	\$ 2,011.57		
WITTEN	Matt & Kourtney	\$ 3,159.96		
WOODRUFF	Sangston & Carey	\$ 5,656.94		