

VILLAGE OF METTAWA, ILLINOIS



FY 2020-21 BUDGET & CAPITAL IMPROVEMENT PROGRAM

Approved: April 21, 2020

Village of Mettawa - FY 2020-21 Budget

General Fund

Revenues	Actual 2017-18	Actual 2018-19	Budget 2019-20	Estimated 2019-20	Approved 2020-21
Taxes					
Hotel Tax	595,469	604,582	610,000	550,000	575,000
Illinois Cannabis Excise Tax	-	-	-	100	500
Illinois Income Tax	49,603	52,931	52,000	60,000	62,000
Illinois Use Tax	14,465	18,257	15,000	17,000	18,000
Personal Property Replacement Tax	1,426	1,045	1,000	1,000	1,300
Property Tax	134,861	134,712	135,000	135,000	135,000
Real Estate Transfer Tax	30,433	806,665	30,000	31,000	30,000
Road & Bridge Tax	30,128	30,047	30,000	35,000	35,000
Sales Tax - Grainger	-	536,559	900,000	915,000	925,000
Sales Tax - Oasis	389,842	403,168	420,000	335,000	370,000
Sales Tax - Other	1,645,243	1,726,202	1,675,000	1,660,000	1,700,000
Telecommunications Tax	122,904	107,556	120,000	115,000	118,000
	3,014,374	4,421,724	3,988,000	3,854,100	3,969,800
Licenses & Fees					
Building Permits & Inspections	278,534	122,872	150,000	131,000	150,000
Cable Franchise Fees	8,717	8,611	9,000	8,800	9,000
Liquor License Fees	6,050	6,050	6,000	6,000	6,000
Zoning & Miscellaneous Permit Fees	19,620	8,851	10,000	17,500	10,000
	312,921	146,384	175,000	163,300	175,000
Fines & Forfeitures					
Circuit Court Fines & Fees	46,611	10,292	8,000	3,000	5,000
	46,611	10,292	8,000	3,000	5,000
Miscellaneous Revenue					
Investment Income	58,954	138,861	150,000	155,000	150,000
Loan Funds	-	-	3,800,000	-	2,250,000
Miscellaneous Revenue	15,924	4,518	5,000	2,000	5,000
	74,878	143,379	3,955,000	157,000	2,405,000
Total	3,448,784	4,721,779	8,126,000	4,177,400	6,554,800

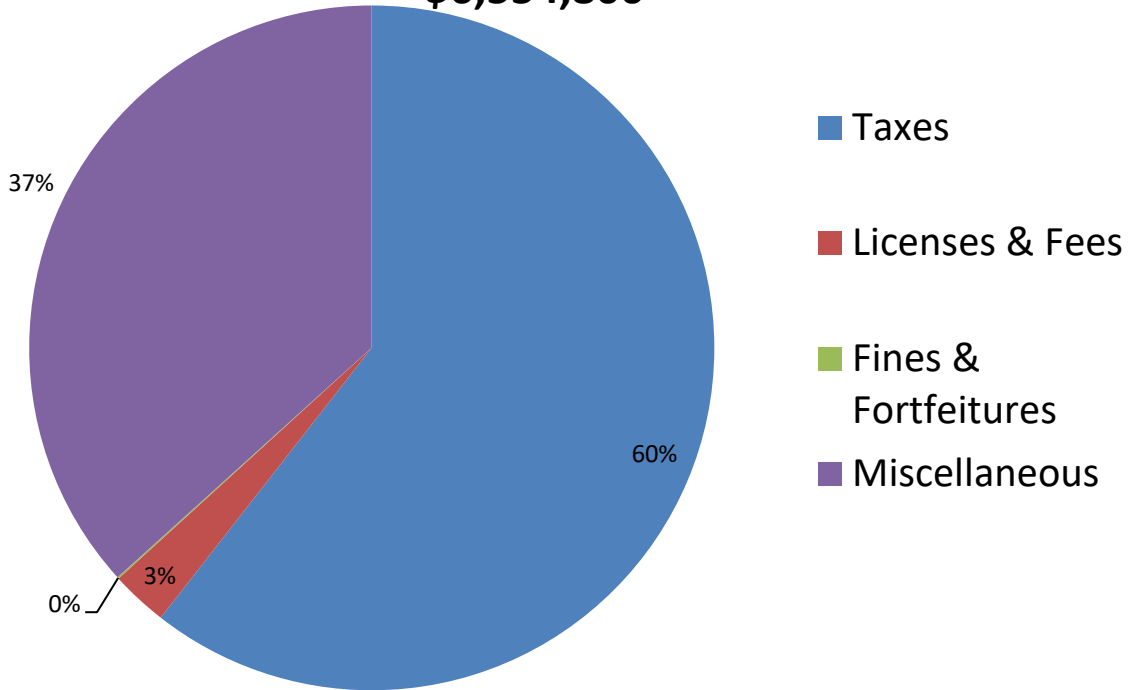
Village of Mettawa - FY 2020-21 Budget

General Fund

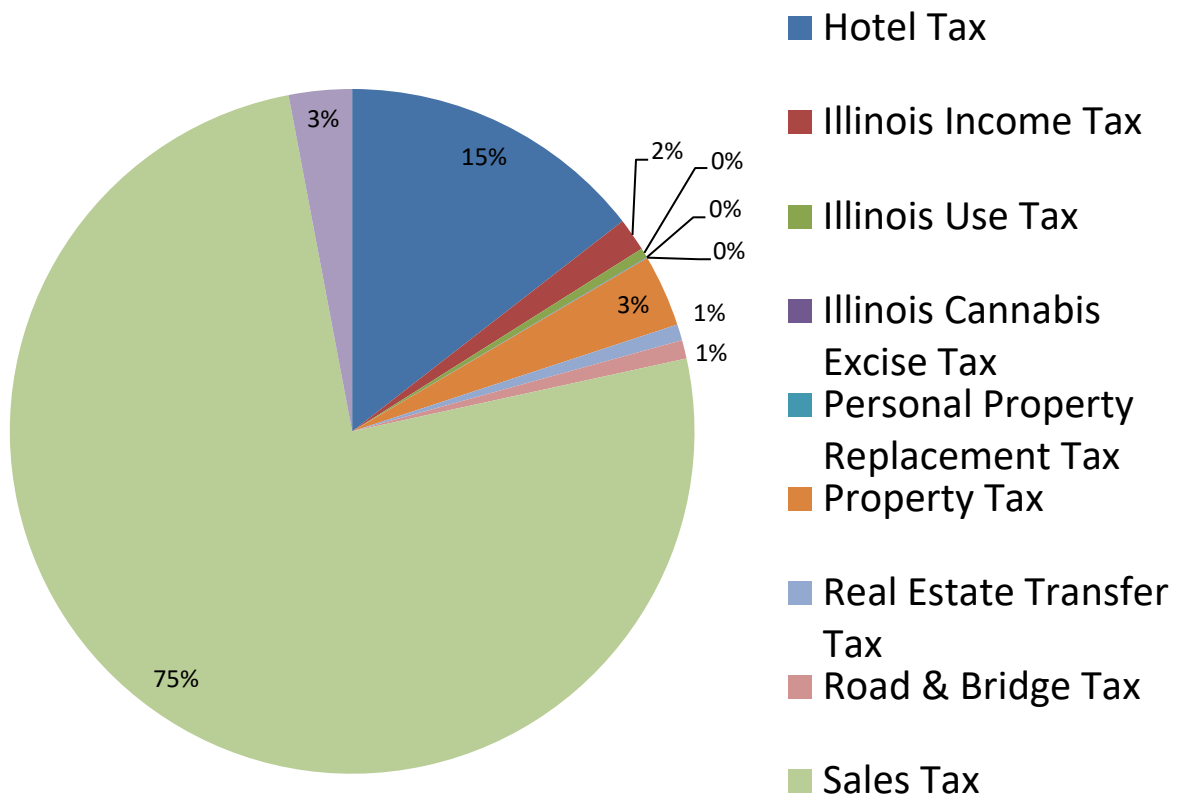
Expenses	Actual 2017-18	Actual 2018-19	Budget 2019-20	Estimated 2019-20	Approved 2020-21
General Government					
Auditing	25,950	26,450	27,000	27,000	27,500
Bank Fees	1,370	796	1,000	1,600	1,200
Consultants & Outside Services	17,275	5,493	12,000	14,000	14,000
Dues & Subscriptions	1,156	1,156	1,100	1,100	1,100
Financial & Accounting Services	44,000	44,440	45,000	46,000	46,000
Insurance & Bonds	11,163	11,710	12,000	12,000	12,000
Legal Expenses	144,851	138,101	144,000	125,000	120,000
Maps & Surveys	-	100	1,000	-	1,000
Miscellaneous Expenses	17,096	4,051	7,500	5,000	7,500
Office Supplies	4,701	2,870	4,000	4,500	4,000
Planning Consultants	14,924	23,885	50,000	41,000	5,000
Postage & Copying	448	234	1,000	200	500
Printing & Publishing	4,578	4,171	4,000	2,300	3,000
Recording Fees	115	331	500	300	500
Telephone & Internet	1,641	2,565	2,000	2,500	2,500
Village Administrator	62,000	68,500	65,000	66,500	66,500
Village Clerk	37,084	39,945	41,000	42,500	42,500
Village Office & Meeting Space	21,420	20,666	22,400	18,000	22,400
	409,772	395,464	440,500	409,500	377,200
Public Services					
Building Services	270,000	164,000	114,000	180,000	180,000
Building Permit Services	84,504	11,842	10,000	31,000	25,000
Disposal Services	57,552	58,166	58,500	58,600	59,000
Engineering Services	105,426	133,304	100,000	98,000	100,000
Mosquito Control	24,937	21,936	25,000	26,300	27,000
Police & Security	239,402	154,066	176,000	175,500	176,000
Road & Bridge Maintenance	101,377	89,458	129,000	129,000	184,000
Snow & Ice Control	27,740	34,541	30,000	30,000	30,500
Special Events	4,533	7,499	6,000	5,400	6,000
Village Property & Maintenance	164,416	51,549	187,500	77,000	112,000
Water Engineering & Maintenance	3,072	1,905	2,500	1,000	2,500
	1,082,959	728,266	838,500	811,800	902,000
Revenue Sharing					
Hotel Tax Sharing	178,640	181,388	183,000	165,000	172,500
Property Tax Sharing	500,000	500,000	600,000	600,000	600,000
Sales Tax Sharing	194,921	200,585	200,000	167,500	185,000
	873,561	881,973	983,000	932,500	957,500
Capital Projects					
Land Acquisition	-	-	5,700,000	-	5,700,000
Capital Projects	38,815	127,055	68,000	43,000	-
	38,815	127,055	5,768,000	43,000	5,700,000
Capital Debt					
Debt Service	159,244	161,886	878,000	1,215,000	600,000
	159,244	161,886	878,000	1,215,000	600,000
Total	2,564,351	2,294,644	8,908,000	3,411,800	8,536,700
Surplus - (Deficit-Use of Reserves)	884,433	2,427,135	(782,000)	765,600	(1,981,900)

Village of Mettawa - FY 2020-21 Budget
General Fund

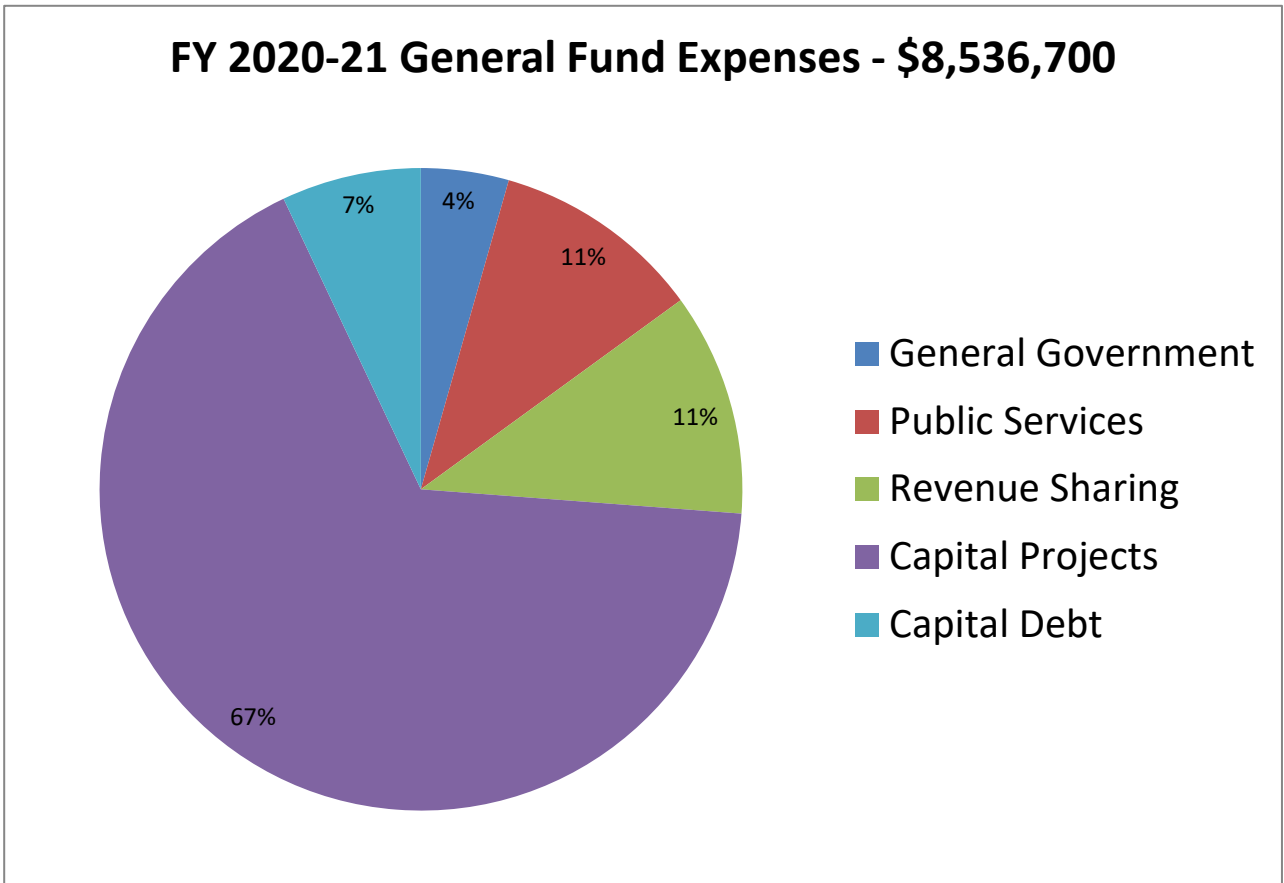
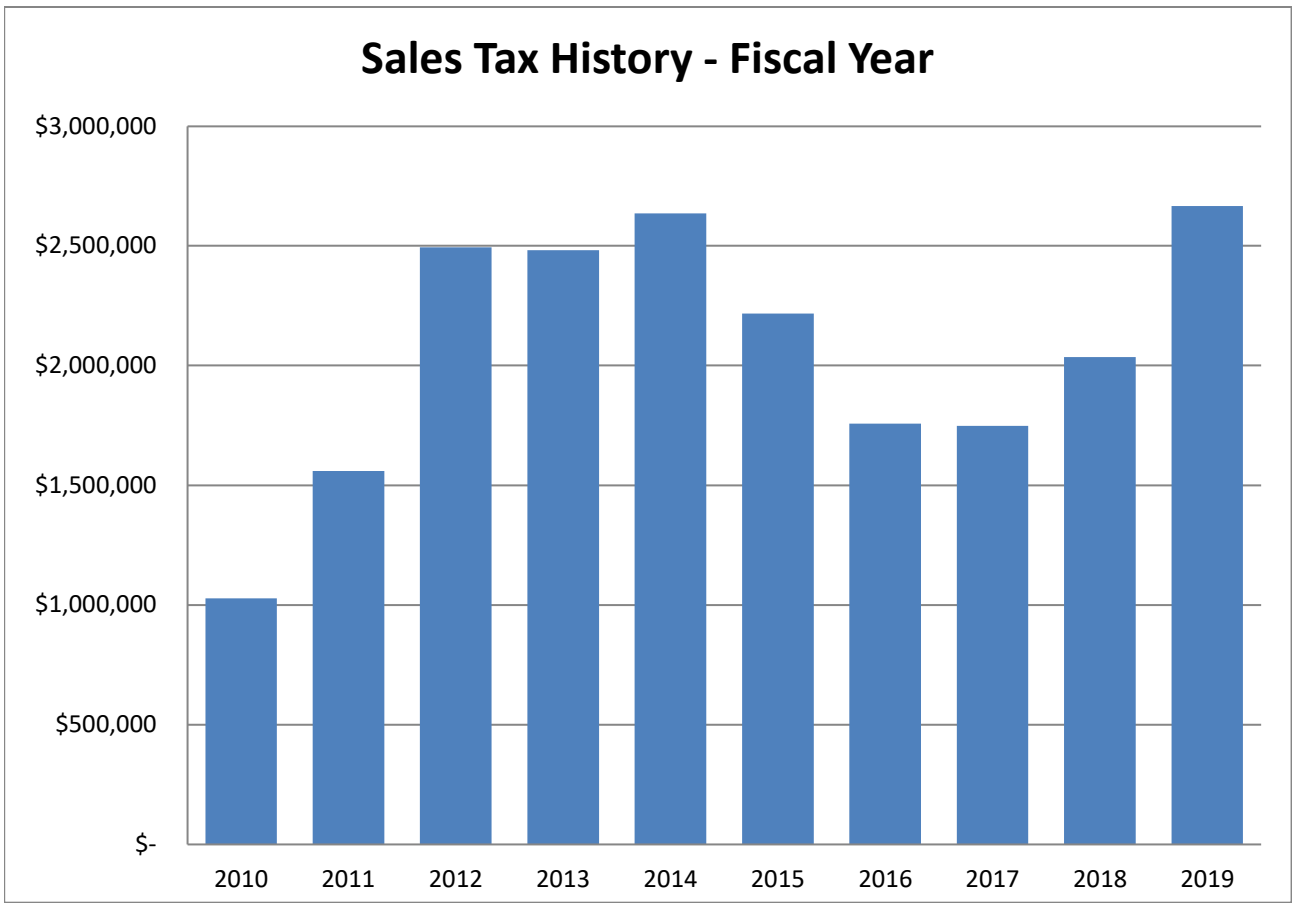
FY 2020-21 General Fund Total Revenues - \$6,554,800



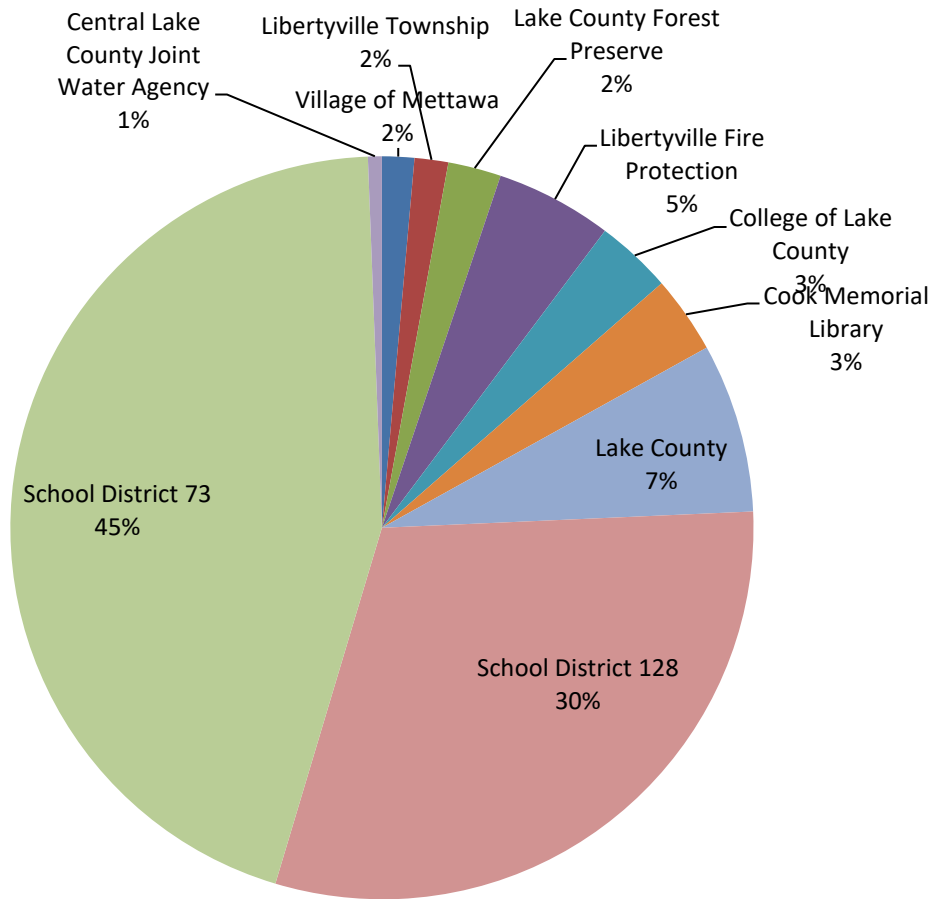
FY 2020-21 General Fund Taxes - \$3,969,800



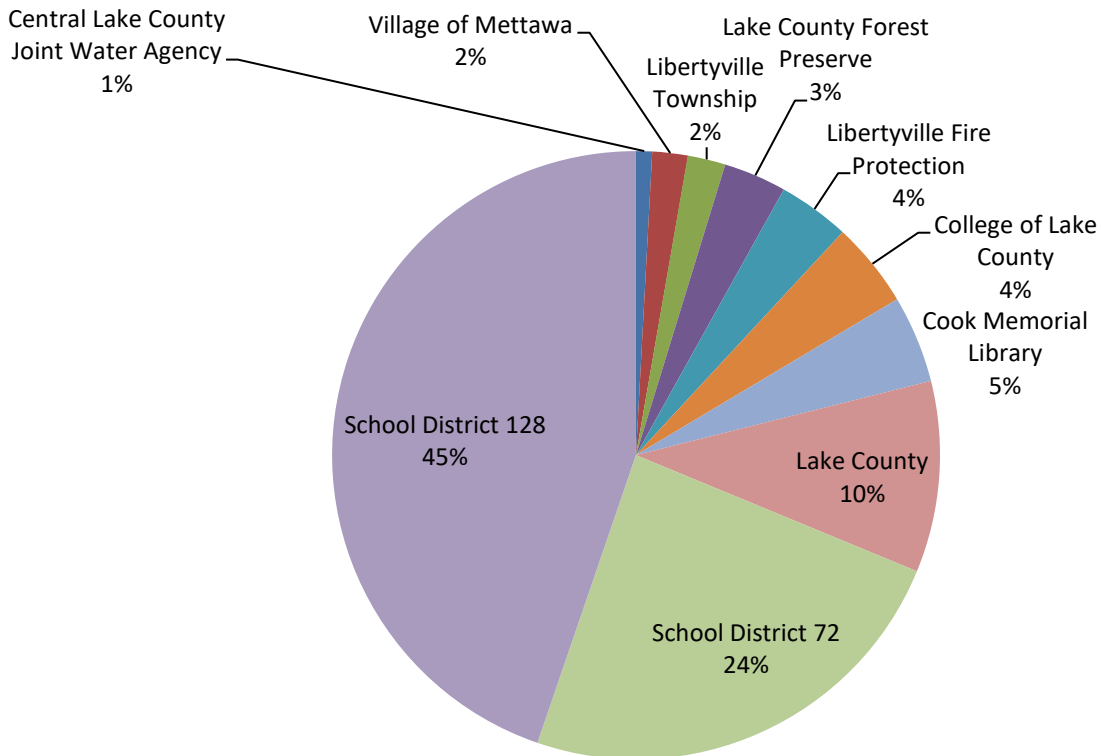
Village of Mettawa - FY 2020-21 Budget
General Fund



**Village of Mettawa - FY 2020-21 Budget
General Fund**



2018 Property Tax Distribution



2018 Property Tax Distribution

Village of Mettawa - FY 2020-21 Budget

Motor Fuel Tax Fund

Revenues	Actual 2017-18	Actual 2017-18	Budget 2019-20	Estimated 2019-20	Approved 2020-21
Taxes					
Motor Fuel Tax	13,915	15,068	14,000	20,800	20,000
Investment Income	678	1,594	500	1,200	1,200
Total	14,593	16,662	14,500	22,000	21,200
Expenses					
Culverts & Ditches	-	-	-	-	-
Engineering	-	-	-	-	-
Parkway Trimming/Tree Removal	-	-	-	-	-
Road & Bridge Maintenance	-	-	-	-	-
Salt & Deicing Materials	-	-	-	-	-
Snow & Ice Control	-	-	-	-	-
Traffic Control	-	-	-	-	-
Capital Projects	-	-	-	-	-
Total	-	-	-	-	-
Surplus - (Deficit-Use of Reserves)	14,593	16,662	14,500	22,000	21,200

Village of Mettawa - FY 2020-21 Budget

Special Service Areas

SSAs	Actual 2017-18	Actual 2018-19	Budget 2019-20	Estimated 2019-20	Approved 2020-21
SSAs - Special Revenue-Maintenance					
SSA #3 - Woodland Falls Maintenance					
Revenues					
Property Taxes	64,814	65,700	67,800	66,500	69,800
Investment Income	-	32	-	-	-
Total Revenues	64,814	65,732	67,800	66,500	69,800
Expenditures					
Administration	11,410	33,502	2,000	3,500	3,000
Contractual Services	25,933	21,774	24,000	20,000	25,000
Capital Projects	-	599,178	-	-	-
Total Expenditures	37,343	654,454	26,000	23,500	28,000
Surplus - (Deficit-Use of Reserves)	27,471	(588,722)	41,800	43,000	41,800
SSA #4 - Oasis Business Sewer Maint.					
Revenues					
Property Taxes	11,102	11,010	11,100	11,000	11,000
Investment Income	-	5	-	-	-
Total Revenues	11,102	11,015	11,100	11,000	11,000
Expenditures					
Administration	-	-	2,000	300	2,000
Contractual Services	19,128	3,893	5,000	3,000	5,000
Total Expenditures	19,128	3,893	7,000	3,300	7,000
Surplus - (Deficit-Use of Reserves)	(8,026)	7,122	4,100	7,700	4,000
SSA #5 - Oasis Access Road Maintenance					
Revenues					
Property Taxes	1,000	991	1,000	1,000	1,000
Investment Income	-	-	-	-	-
Total Revenues	1,000	991	1,000	1,000	1,000
Expenditures					
Administration	-	345	250	-	250
Contractual Services	696	1,208	750	-	750
Total Expenditures	696	1,553	1,000	-	1,000
Surplus - (Deficit-Use of Reserves)	304	(562)	-	1,000	-
SSA #7 - Riverside Preserve Maintenance					
Revenues					
Property Taxes	4,001	4,000	4,000	4,000	4,000
Investment Income	-	2	-	-	-
Total Revenues	4,001	4,002	4,000	4,000	4,000
Expenditures					
Administration	-	-	-	-	-
Contractual Services	-	-	6,000	7,000	9,000
Total Expenditures	-	-	6,000	7,000	9,000
Surplus - (Deficit-Use of Reserves)	4,001	4,002	(2,000)	(3,000)	(5,000)

Village of Mettawa - FY 2020-21 Budget

Special Service Areas

SSAs	Actual 2017-18	Actual 2018-19	Budget 2019-20	Estimated 2019-20	Approved 2020-21
SSA #9 - Deerpath Farm Maintenance					
Revenues					
Homeowners Association	-	-	-	-	-
Property Taxes	28,983	28,367	29,000	28,500	29,000
Investment Income	-	62	-	-	-
Total Revenues	28,983	28,429	29,000	28,500	29,000
Expenditures					
Administration	-	2,683	1,000	4,200	2,000
Contractual Services	38,990	22,549	23,000	18,800	22,000
Capital Projects	-	-	-	-	-
Total Expenditures	38,990	25,232	24,000	23,000	24,000
Surplus - (Deficit-Use of Reserves)	(10,007)	3,197	5,000	5,500	5,000
SSA #11 Nektosha Way Maintenance					
Revenues					
Property Taxes	3,984	4,000	4,000	4,000	4,000
Investment Income	-	18	-	-	-
Total Revenues	3,984	4,018	4,000	4,000	4,000
Expenditures					
Administration	-	-	-	-	-
Contractual Services	-	-	-	-	-
Total Expenditures	-	-	-	-	-
Surplus - (Deficit-Use of Reserves)	3,984	4,018	4,000	4,000	4,000
SSA #14 - Hamilton Estates Trees Maint.					
Revenues					
Property Taxes	2,200	2,200	2,200	2,200	2,200
Investment Income	-	-	-	-	-
Total Revenues	2,200	2,200	2,200	2,200	2,200
Expenditures					
Administration	-	-	500	-	500
Contractual Services	110	713	2,000	-	2,000
Total Expenditures	110	713	2,500	-	2,500
Surplus - (Deficit-Use of Reserves)	2,090	1,487	(300)	2,200	(300)

Village of Mettawa - FY 2020-21 Budget

Special Service Areas

SSAs	Actual 2017-18	Actual 2018-19	Budget 2019-20	Estimated 2019-20	Approved 2020-21
SSA #10 Nektosha Way Construction					
Revenues					
Property Taxes	3,470	3,500	3,500	3,500	3,500
Miscellaneous Income	-	16	-	-	-
Total Revenues	3,470	3,516	3,500	3,500	3,500
Expenditures					
Administration	-	-	-	-	-
Capital Outlay	-	-	-	-	-
Total Expenditures	-	-	-	-	-
Surplus - (Deficit-Use of Reserves)	3,470	3,516	3,500	3,500	3,500
SSA #13 - Hamilton Estates Sub. Trees					
Revenues					
Property Taxes	3,898	3,744	4,000	4,100	3,900
Investment Income	-	-	-	-	-
Total Revenues	3,898	3,744	4,000	4,100	3,900
Expenditures					
Administration	-	1,227	-	-	-
Improvements	-	-	-	-	-
Total Expenditures	-	1,227	-	-	-
Surplus - (Deficit-Use of Reserves)	3,898	2,517	4,000	4,100	3,900
SSA #15 Water Main Extension					
Revenues					
Property Taxes	46,584	46,574	46,600	46,574	46,600
Investment Income	-	14	-	-	-
Miscellaneous Income	-	21	-	-	-
Total Revenues	46,584	46,609	46,600	46,574	46,600
Expenditures					
Administration	-	-	-	-	-
Capital Outlay	-	-	-	-	-
Debt Service	-	-	-	-	-
Total Expenditures	-	-	-	-	-
Surplus - (Deficit-Use of Reserves)	46,584	46,609	46,600	46,574	46,600
SSAs - Debt Service					
SSA #2 - Woodland Falls Improvements					
Revenues					
Investment Income	695	695	956,325	-	-
Property Taxes	956,332	956,332	547	-	-
Total Revenues	957,027	957,027	956,872	-	-
Expenditures					
Administration	635	635	660	157,860	-
Interest Payments	81,863	81,863	41,856	-	-
Principal Payments	865,000	865,000	905,000	-	-
Capital Outlay	-	-	-	-	-
Total Expenditures	947,498	947,498	947,516	157,860	-
Surplus - (Deficit-Use of Reserves)	9,529	9,529	9,356	(157,860)	-

Village of Mettawa - FY 2020-21 Budget
Special Service Areas

SSAs - Special Revenue

SSA #3 - Woodland Falls Subdivision Maintenance

Established in 1998 to maintain and repair water transmission mains, sanitary sewer trunk lines and lift stations(including force mains), storm sewer mains, street, curb, gutter, traffic signal, street lights, stormwater management consisting of detention and/ or retention basins, bicycle and equestrian trails and public sidewalks. Annual taxes shall not exceed \$45,000 with annual CPI increases and it runs through 2098.
Ordinances: #374, #386

SSA #4 - Oasis Business Park Sanitary Sewer Maintenance

Established in 1999 to fund the maintenance of the sanitary sewer system and any Village owned facilities. Annual taxes shall not exceed \$45,000 with annual CPI increases and it runs through 2098.
Ordinances: #404, #405

SSA #5 - Oasis Business Park - East Oasis Service Road Maintenance

Established in 2001 to fund the maintenance, replacement and/or widening of roadway pavement and other right-of-way appurtenances of the commonly referred to as the easterly access road to the Lake Forest Oasis. Annual taxes shall not exceed \$45,000 with annual CPI increases and it runs through 2098.
Ordinance: #441, #468

SSA #7 - Riverside Preserve Subdivision Maintenance

Established in 2004 for the maintenance of public improvements consisting of a path for equestrians, pedestrians and bicyclists, all public rights of way including street pavement, curb and gutter, roadside swales, right of way landscaping, the roadside monument signs, and storm sewer lines, stormwater detention and retention basins and ponds, appurtenances for all of the foregoing to be conveyed to the Village, and maintenance of the surface areas of the property used for accessing all of the foregoing public improvements. Annual taxes shall not exceed \$90,000 with annual CPI increases and it runs through 2104.
Ordinances: #475, #510, #527

SSA #9 - Deerpath Farm Subdivision Maintenance

Established in 2003 for the maintenance (including replacement, when necessary) of storm sewer lines, stormwater detention and/or retention basins, potable water transmission mains, sanitary sewers, streets, including street pavement and curb and gutter, traffic signals and modifications thereto, the equestrian, pedestrian, bicycle trail and appurtenances of all of the foregoing. Annual taxes shall not exceed \$90,000 with annual CPI increases and it runs through 2104.
Ordinances: #499, #512

SSA #11 - Nektosha Way Maintenance

Established in 2010 to fund the maintenance, including replacement of Nektosha Way. Annual taxes shall not exceed \$100,000 with annual CPI increases and it runs through 2113.
Ordinances: #645, #675

SSA #14 - Hamilton Estates Subdivision Trees Maintenance

Established in 2011 to maintain and replace, if necessary the trees and shrubbery planted in SSA #13. Annual taxes shall not exceed \$60,000 with annual CPI increases and the annual estimated cost to maintain is \$5,000. It runs through 2112.
Ordinance: #695, #704

**Village of Mettawa - FY 2020-21 Budget
Special Service Areas**

SSAs - Capital Projects

SSA #10 - Nektosha Way Construction

Established in 2010 to construct a public road and the issuance of bonds not exceeding \$175,000 to fund the construction. Maximum amortization period of 30 years.

Ordinance: #644, #674

SSA #13 - Hamilton Estates Subdivision Trees (Debt retired in FY 2019-20)

Established in 2011 to plant deciduous and non-deciduous trees and shrubbery as a natural sound barrier and/or visual screening of the area from the adjacent I-94. Maximum indebtedness is \$37,500 and amortized a maximum period of 30 years.

Ordinances: #694, #702, #703

SSA #15 - Water Main Extension Project

Established in 2015 to construct water mains near Old School, St. Marys and Little St. Marys Roads and allows water service connections by fifteen (15) residential properties. The project was self funded by the Village and the funds will be reimbursed over a twenty (20) period by the property owners.

Ordinance: #780, #782

SSAs - Debt Service

SSA #2 - Woodland Falls Improvements (Final Payment Made in FY 2018-19)

Established in 1998 to issue bonds in an amount not to exceed \$8 million for improvements that included water transmission mains, sanitary sewer trunk lines and lift stations, (including lift stations), recapture costs paid in order to extend the existing sanitary sewer trunk line and/or the water main from there present terminus, storm sewer mains, street pavement (whether for new streets or the repair and/or replacement of existing streets, curb, gutter, traffic signal modifications, street lights, landscaping adjacent to public rights of way and easements for public utilities, stormwater management consisting of stormwater detention and/or retention basins, wetlands mitigation, bicycle and equisitrian trails, public sidewalks (including carriage walks), and the cost of the procurement of easements for the above. Maximum amortization period of 20 years.

Ordinances: #373, #385, #387, #561

**Village of Mettawa - FY 2020-21 Budget
Revenues and Expenses Details**

Taxes		
Hotel Tax		
White Lodging	575,000	Decrease due to COVID-19
Illinois Cannabis Excise Tax		
Illinois Cannabis Excise Tax	500	IML estimate for new tax
Illinois Income Tax		
550 X \$106.00	62,000	IML estimate
Illinois Use Tax		
550 X \$32.75	18,000	IML estimate
Personal Property Replacement Tax		
Department of Revenue	1,300	IML estimate
Property Tax		
Property Tax Levy	135,000	Same as 2019-20 budget
Real Estate Transfer Tax		
Real Estate Sales	30,000	Average year
Road & Bridge Tax		
Road & Bridge Tax	35,000	Same as 2019-20 estimate
Sales Tax - Grainger		
Grainger	925,000	Small increase from 2019-20 estimate
Sales Tax - Oasis		
Lake Forest Oasis	370,000	Decrease due to COVID-19
Sales Tax - Other		
Other Sales Tax	1,700,000	Small increase from 2019-20 estimate
Telecommunications Tax		
Telecommunications Tax	118,000	Small increase from 2019-20 estimate
Licenses & Fees		
Building Permits & Inspections		
Permit Revenue	150,000	Estimated activity
Cable Franchise Fees		
Cable fees	9,000	Estimate based on FY 2019-20
Liquor License Fees		
Liquor License Fees	6,000	Same as 2019-20
Zoning & Miscellaneous Permit Fees		
Application Fees	10,000	Estimated activity
Fines & Forfeitures		
Circuit Court Fines & Fees		
Sheriff's Citations on Contract Only	5,000	Estimate
Miscellaneous Revenue		
Investment Income		
Investment revenue	150,000	Estimate
Loan Funds	2,250,000	Grainger land acquisition loan
Miscellaneous Revenue		
Miscellaneous Revenue	5,000	Estimate
MFT Revenue		
550 X \$36.70	20,000	IML Estimate

**Village of Mettawa - FY 2020-21 Budget
Revenues and Expenses Details**

General Government		
Auditing		
Audit Firm	27,500	Third year of contract
Bank Fees	1,200	Average year
Consultants & Outside Services		
Newsletter	3,600	Based on agreement
Website & Email Maintenance	5,000	Based on 2019-20 estimate
Computer maintenance	3,000	Based on 2019-20 estimate
Miscellaneous	2,400	Estimate
	14,000	
Dues & Subscriptions		
Lake County Municipal League	800	Same as 2019-20
Metropolitan Mayor's Caucus	130	Same as 2019-20
Illinois Municipal League	150	Same as 2019-20
	1,080	
Financial & Accounting Services		
Dorothy O'Mary	46,000	Same as 2019-20 estimate
Insurance & Bonds		
ICMRT Insurance	12,000	Same as 2019-20
Legal Expenses		
KTJ	120,000	\$10,000 per month estimate
	120,000	
Maps & Surveys		
Village Map Updates	1,000	Estimate
Miscellaneous Expenses		
Mileage Reimbursement	1,500	Based on 2019-20 estimate
Conferences/Seminars	1,000	Estimate
Miscellaneous	5,000	Estimate
	7,500	
Office Supplies		
Staples/Office Supplies	4,000	Estimate
Planning Consultants		
Miscellaneous	5,000	Zoning consultant estimate
Postage & Copying		
Postage & Copying	500	Estimate
Printing & Publishing		
Printing & Publishing	3,000	Based on 2019-20 estimate
Recording Fees		
Recording Fees	500	Estimate
Telephone		
Telephone & Internet	2,500	Based on 2019-20 estimate
Village Administrator		
Bob Irvin Consulting	66,500	Same as 2019-20 estimate

**Village of Mettawa - FY 2020-21 Budget
Revenues and Expenses Details**

Village Clerk & Deputy Clerk		
Village Clerk	42,500	Same as 2019-20 estimate
Village Office & Meeting Space		
Hilton Garden Inn	13,000	Same as 2019-20
Lifetime Storage Office	6,500	Same as 2019-20
Lifetime Storage	2,900	Same as 2019-20
	22,400	
Public Services		
Building Services		
Anderson Engineering	180,000	Based on agreement
Building Permit Services		
Anderson/B&F	25,000	Estimate
Disposal Service		
Lakes Disposal	58,600	Based on Agreement Extension
Engineering Services		
Anderson Engineering	100,000	Estimate
Mosquito Control		
Clarke Environmental	27,000	Based on 2019-20 contract
Police & Security		
Blackboard Connect	1,700	Same as 2019-20
Lake County Agreement	79,000	Based on 2019-20 + 2.5%
Howe Security	93,500	Based on 2019-20 estimate
Lake County Special Details	-	No Special Details
Street Lighting	1,500	Based on 2019-20 estimate + new light
	175,700	
Road & Bridge Maintenance		
Culvert Repair/Replacement	50,000	Old School Road & estimate for others
ROW Mowing	42,000	5th year of ROW maintenance
ROW Tree Removal/Trimming	5,000	Estimate
Shoulder Maintenance	25,000	Estimate to remediate shoulders
Sign Replacement	2,000	Estimate
Street/Pot Hole Repairs	20,000	Includes Mettawa Lane improvements
Trail Maintenance	40,000	More trails to maintain and remediation projects
	184,000	
Snow & Ice Control		
Snow Plowing Contract	24,500	1.5 times the retainer cost (30%/\$10,500 to SSA #3)
Salt & Storage	6,000	150 tons @ \$70 per ton (57% of total for Gen Fund)
	30,500	
Special Events		
Village Picnic	6,000	Estimate
Village Property & Maintenance		
Mowing & Maintenance	7,000	Based on FY 2019-20
Open Space Maintenance	100,000	Estimate for all projects
Tree Removal	5,000	Estimate
	112,000	
Water Engineering & Maintenance		
Unknown Projects	2,500	Estimate

**Village of Mettawa - FY 2020-21 Budget
Revenues and Expenses Details**

SSAs		
SSA #3		
Electricity	2,000	Based on 2019-20 estimate
Engineering	3,000	Based on 2019-20 estimate
Snow & Ice Control	12,000	Estimate
Street & Lighting Repairs	11,000	Estimate
total	28,000	
SSA #4		
Engineering	2,000	Estimate
Sewer Maintenance	5,000	Estimate
total	7,000	
SSA #5		
Engineering	250	Estimate
Road Maintenance	750	Estimate
total	1,000	
SSA #7		
Engineering	-	
Maintenance	9,000	Estimate for snow plowing service and salt
total	9,000	
SSA #9		
Engineering	2,000	Estimate
Traffic Signal Maintenance	2,500	IDOT Agreement
Miscellaneous	19,500	Maintenance Contract
total	24,000	
SSA #14		
Engineering	500	Estimate
Tree Replacement	2,000	Estimate
total	2,500	

Village of Mettawa - FY 2020-21 Budget

Fund Balances

Fund Balances	Actual 2017-18	Actual 2018-19	Estimated 2019-20	Revenues 2020-21	Expenses 2020-21	Estimated 2020-21
General Fund	7,672,218	10,099,353	10,864,953	6,554,800	8,536,700	8,883,053
Motor Fuel Tax Fund	66,226	82,888	104,888	21,200	-	126,088
SSAs - Special Revenue-Maint.						
SSA #3 Woodland Falls	144,525	(444,197)	(401,197)	66,500	28,000	(362,697)
SSA #4 Oasis Sanitary Sewer	55,024	62,146	69,846	11,000	7,000	73,846
SSA #5 Oasis Access Road	46,201	45,639	46,639	1,000	1,000	46,639
SSA #7 Riverside Preserve	73,404	77,406	74,406	4,000	9,000	69,406
SSA #9 Deerpath Farm	56,208	59,405	64,905	29,000	24,000	69,905
SSA #11 Nektosha Way	1,049	5,067	9,067	4,000	-	13,067
SSA #14 Hamilton Estates Trees	12,573	14,060	16,260	-	2,500	13,760
SSAs - Capital Projects						
SSA #2 Woodland Falls	(5,406)	(5,406)	-	-	-	-
SSA #10 Nektosha Way	(8,849)	(5,333)	(1,833)	3,500	-	1,667
SSA #13 Hamilton Estates Trees	(3,506)	(989)	3,111	3,900	-	7,011
SSA #15 Water Main Extension	(680,370)	(633,761)	(587,187)	46,600	-	(540,587)
SSAs - Debt Service						
SSA #2 - Woodland Falls	148,504	157,860	-	-	-	-

**Village of Mettawa - FY 2020-21 Budget
Capital Improvement Program**

Project	2020-21	2021-22	2022-23	2023-24	2024-25	Total
General Fund						
Land Acquisition	5,700,000	-	-	-	-	5,700,000
Park Improvements	-	-	-	-	-	-
Streets & Culverts	-	-	-	-	-	-
Total	5,700,000	-	-	-	-	5,700,000
MFT Fund						-
Road Projects	-	-	-	-	-	-
Total	-	-	-	-	-	-
SSAs						-
Total	-	-	-	-	-	-
Grand Total	5,700,000	-	-	-	-	5,700,000
Capital Debt						
Grainger Property Loan	600,000	800,000	800,000	200,000	-	2,400,000

Grainger Property Loan matures in 2024. Original loan is \$2.25 million.