



Treasurer's Summary Report for the Month of December, 2020

Monthly Variance

Revenue

December

Revenue is under budget by \$34,205 for December

Primary Revenue Drivers

- > Building Permit Services \$ 10,253 Over Budget
9 paid permits in December
 - > Hotel Tax \$ 37,976 Under Budget
 - > Investment Income \$ 11,839 Under Budget
- Hotel tax and investment income continue to fall behind expected budget due to government shutdown of certain businesses and a reduced interest rate.

No Property sold in the Village to report for December

Expenses

November

Expenditures are over budget by \$ 38,583

Primary Expense Drivers

- > Legal Services \$ 11,864 Over Budget
Continuation of litigation - Lys and Sapphire Stables
- > Village Property & Maint \$ 20,467 Over Budget
Budgeted landscape for MacLean Oasis Park
- > Building Services \$ 45,876 Over Budget
Due to a true-up of monthly charges by James Anderson
YTD the Village has used 84% of total budget
- > Road & Bridge Maint \$ 15,333 Under Budget
No R&B activity for December to report
- > Sales Tax Share \$ 22,455 Under Budget
In line with revenue

Net revenue over expense - December \$ 112,947
Net revenue over expense - Year to Date \$ 863,279

Actual vs. Budget

Net revenue to budget December \$ 34,205 10 % Under
Net revenue to budget YTD \$ 329,621 11 % Under

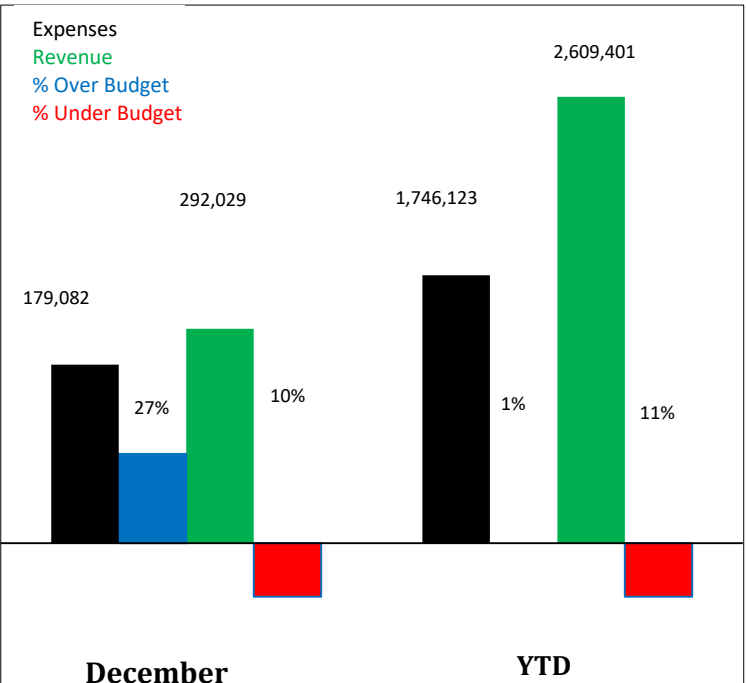
Net expenses to budget December \$ 38,583 27% Over
Net expenses to budget YTD \$ 24,152 1% Over

Discussion Points and Up Coming Events

* Grainger revenue is reserved in the equity section of Balance Sheet per agreement for Capital Property Purchase.

Sales Tax Revenue

Month of sale	Collection	Amount
April	July	\$ 196,356
May	August	219,009
June	September	223,009
July	October	242,715
August	November	363,656
September	December	240,729
October	January	253,190



Village of Mettawa
Treasurer's Report for the Period May 1, 2020 through April 30, 2021

Submitted By: *Carol Armstrong*

1-Jan-21

Table of Contents

Summary	
Title Sheet	
Table of Contents.....	
Funds on Deposit.....	1
Balance Sheet.....	2
Fixed Assets.....	3
General Fund	
General Fund Revenue.....	4
General Fund Expenditures.....	5
Revenue Graph.....	6
Expense Graph.....	7
Other Funds	
Balance Sheet.....	8
Statement of Revenues and Expenditures.....	9
General Fund Cash Flow.....	10
Pre-Approved Paid Bills.....	11
Bills Submitted for Village Board Approval.....	12
Bills Submitted for Village Board Approval pg 2	13
YTD payment history of vendors.....	14
Property Tax Rebate	15-16

Funds on Deposit

	May-20	Jun-20	Jul-20	Aug-20	Sep-20	Oct-20	Nov-20	Dec-20
General Commingled Accounts								
Northern Trust 6101								
Opening balance	\$ 834,566.40	\$ 838,323.25	\$ 884,281.62	\$ 890,709.54	\$ 892,822.23	\$ 903,819.19	\$ 948,296.93	\$ 952,835.70
Cleared deposits	\$ 4,163.02	\$ 46,413.50	\$ 6,889.21	\$ 2,458.32	\$ 11,272.19	\$ 44,746.28	\$ 4,811.29	\$ 5,359.50
Interest	\$ 7.10	7.08	7.57	7.57	7.39	7.89	7.82	8.13
Cleared disbursements	\$ (413.27)	(462.21)	(468.86)	(353.20)	(282.62)	(276.43)	(280.34)	(277.26)
Closing balance	\$ 838,323.25	\$ 884,281.62	\$ 890,709.54	\$ 892,822.23	\$ 903,819.19	\$ 948,296.93	\$ 952,835.70	\$ 957,926.07
Illinois Funds 5219								
Opening balance	\$ 6,018,636.79	\$ 6,262,313.10	\$ 6,537,581.39	\$ 6,759,137.31	\$ 7,001,295.05	\$ 7,243,676.00	\$ 7,508,304.51	\$ 7,890,510.31
Deposit	\$ 239,810.45	\$ 272,863.92	\$ 220,151.13	\$ 241,219.83	\$ 241,630.97	\$ 264,003.68	\$ 381,608.09	\$ 258,363.51
Withdrawal/Transfer								
Interest	\$ 3,865.86	\$ 2,404.37	\$ 1,404.79	\$ 937.91	\$ 749.98	\$ 624.83	\$ 597.71	\$ 640.26
Closing balance	\$ 6,262,313.10	\$ 6,537,581.39	\$ 6,759,137.31	\$ 7,001,295.05	\$ 7,243,676.00	\$ 7,508,304.51	\$ 7,890,510.31	\$ 8,149,514.08
Motor Fuel Tax 5227								
Opening balance	\$ 102,026.67	\$ 103,713.26	\$ 111,045.35	\$ 112,390.48	\$ 120,031.86	\$ 121,931.75	\$ 123,695.04	\$ 125,434.34
Deposit	\$ 1,622.33	\$ 7,292.77	\$ 1,321.60	\$ 7,625.51	\$ 1,887.21	\$ 1,752.97	\$ 1,729.69	\$ 1,747.49
Withdrawal								
Interest	\$ 64.26	\$ 39.32	\$ 23.53	\$ 15.87	\$ 12.68	\$ 10.32	\$ 9.61	\$ 10.07
Closing balance	\$ 103,713.26	\$ 111,045.35	\$ 112,390.48	\$ 120,031.86	\$ 121,931.75	\$ 123,695.04	\$ 125,434.34	\$ 127,191.90
Debt Service Funds								
Northern Trust SSA #2 7892								
Opening balance	\$ 1,900.63	\$ 1,875.64	\$ 1,850.64	\$ 1,825.65	\$ 1,800.66	\$ 1,775.67	\$ 1,750.67	\$ 1,725.68
Cleared deposits								
Interest	\$ 0.01	\$ -	\$ 0.01	\$ 0.01	\$ 0.01	\$ -	\$ 0.01	\$ 0.01
Cleared disbursements	\$ (25.00)	\$ (25.00)	\$ (25.00)	\$ (25.00)	\$ (25.00)	\$ (25.00)	\$ (25.00)	\$ (185.00)
Closing balance	\$ 1,875.64	\$ 1,850.64	\$ 1,825.65	\$ 1,800.66	\$ 1,775.67	\$ 1,750.67	\$ 1,725.68	\$ 1,540.69
MaxSafe Investment- Lake Forest 5664								
Opening Balance	\$ 1,390,033.06	\$ 1,290,852.37	\$ 1,091,369.49	\$ 991,602.82	\$ 891,734.34	\$ 891,834.45	\$ 791,902.24	\$ 391,959.37
Cleared Deposits		\$ 200,000.00	\$ 100,000.00	\$ -	\$ 100,000.00	\$ 100,000.00	\$ 100,000.00	\$ -
Interest	\$ 819.31	\$ 517.12	\$ 233.33	\$ 131.52	\$ 100.11	\$ 67.79	\$ 57.13	\$ 12.15
Cleared Disbursements	\$ (100,000.00)	\$ (400,000.00)	\$ (200,000.00)	\$ (100,000.00)	\$ (100,000.00)	\$ (200,000.00)	\$ (500,000.00)	\$ (300,000.00)
Closing Balance	\$ 1,290,852.37	\$ 1,091,369.49	\$ 991,602.82	\$ 891,734.34	\$ 891,834.45	\$ 791,902.24	\$ 391,959.37	\$ 91,971.52
Lake Forest Bank & Trust 9088								
Opening Balance	\$ 1,330,403.23	\$ 1,370,643.52	\$ 1,381,182.38	\$ 1,366,433.45	\$ 1,366,584.62	\$ 1,305,900.26	\$ 1,393,976.42	\$ 1,302,632.28
Cleared Deposits	\$ 137,609.04	\$ 510,294.93	\$ 260,912.44	\$ 142,447.74	\$ 219,933.02	\$ 298,002.06	\$ 539,744.18	\$ 337,555.57
Cleared Disbursements	\$ (97,368.75)	\$ (499,756.07)	\$ (275,661.37)	\$ (142,296.57)	\$ (280,617.38)	\$ (209,925.90)	\$ (631,088.32)	\$ (337,478.50)
Closing Balance	\$ 1,370,643.52	\$ 1,381,182.38	\$ 1,366,433.45	\$ 1,366,584.62	\$ 1,305,900.26	\$ 1,393,976.42	\$ 1,302,632.28	\$ 1,302,709.35
TOTAL ALL ACCOUNTS								
Opening month balance	\$ 9,677,566.78	\$ 9,867,721.14	\$ 10,007,310.87	\$ 10,122,099.25	\$ 10,274,268.76	\$ 10,468,937.32	\$ 10,767,925.81	\$ 10,665,097.68
Closing month balance	\$ 9,867,721.14	\$ 10,007,310.87	\$ 10,122,099.25	\$ 10,274,268.76	\$ 10,468,937.32	\$ 10,767,925.81	\$ 10,665,097.68	\$ 10,630,853.61

Village of Mettawa - Balance Sheet

	<u>1-Jan</u>
ASSETS	
Current Assets	
Checking/Savings	\$ 10,605,419
Other Current Assets	
Due From Other Funds	\$ 893,694
Pre Paid Insurance	\$ 10,122
Hotel Taxes Receivable	\$ 3,562
Property Taxes Receivable	\$ 308,200
Shared Taxes Receivable	\$ 716,356
Total Other Current Assets	<u>\$ 1,931,933</u>
TOTAL CURRENT ASSETS	<u>\$ 12,537,352</u>
OTHER ASSETS	
Pre Paid Land Purchase	\$ 146,649
Deposit Sheriff Service Initiation	\$ 180,000
Office Space Deposit LifeStorage	\$ 500
Total Other Assets	<u>\$ 327,149</u>
TOTAL ASSETS	<u>\$ 12,864,502</u>
LIABILITIES & EQUITY	
Liabilities	
Current Liabilities	
Accounts Payable	\$ 175,074
Deferred Property Taxes	\$ 308,200
Building Deposits	\$ 30,200
Due To Other Funds	\$ 893,694
Tax Rebates	\$ 95,696
Total Current Liabilities	<u>\$ 1,327,790</u>
TOTAL LIABILITIES	<u>\$ 1,502,864</u>
Fund Balances	
Retained Earnings	\$ 8,442,157
Net Income	\$ 1,013,505
Grainger Property Reserve	\$ 1,905,976
Total Equity	<u>\$ 11,361,638</u>
TOTAL LIABILITIES & EQUITY	<u>\$ 12,864,502</u>

Fixed Assets

December 2020

Fixed Assets	
Total Land	9,702,549.00
Total Land Improvements	1,566,166.92
Landscaping	
Non - SSA	
Accumulated Depreciation NonSSA	-1,375.03
Non - SSA - Other	320,381.71
Total Non - SSA	319,006.68
SSA 3	
Accumulated Depreciation SSA2	-3,561.00
SSA 2 - Other	699,777.00
Total SSA 3	696,216.00
SSA 6	
Accumulated Depreciation SSA 6	-291.00
SSA 6 - Other	54,018.42
Total SSA 6	53,727.42
Total Landscaping	1,068,950.10
Lighting	
SSA#3	Disposed of
Accumulated Depreciation SS#3	0.00
SSA#3 - Other	0.00
Total SSA#3	0.00
Total Lighting	
Paved Streets	
Non -SSA	
Accumulated Depreciation NONSSA	-3,764.67
Non -SSA - Other	2,133,018.47
Total Non -SSA	2,129,253.80
SSA 3	
Accumulated Depreciation SSA3	-3,952.00
SSA 3 - Other	1,679,378.00
Total SSA 2	1,675,426.00
SSA 3	
Accumulated Depreciation SSA 3	-1,062.34
SSA 3 - Other	602,120.27
Total SSA 3	601,057.93
SSA 6	
Accumulated Depreciation SSA 6	-1,122.00
SSA 6 - Other	477,714.00
Total SSA 6	476,592.00
Total Paved Streets	4,885,060.73
Sanitary Sewer	
SSA 4	
Accumulated Depreciation SSA 4	-805.79
SSA 4 - Other	228,983.03
Total SSA 4	228,177.24
Total Sanitary Sewer	228,177.24
Storm Sewer	
Non SSA	117,523.02
Accumulated Depreciation NonSSA	-6,154.58
Total Non SSA	111,368.44
SSA 2	
Accumulated Depreciation SSA 2	-450.00
SSA 2 - Other	137,525.00
Total SSA 2	137,075.00
SSA 6	
Accumulated Depreciation SSA 6	-577.00
SSA 6 - Other	176,672.00
Total SSA 6	176,095.00
Total Storm Sewer	426,017.44
Total Fixed Assets	17,876,921.43

1000 - General Fund

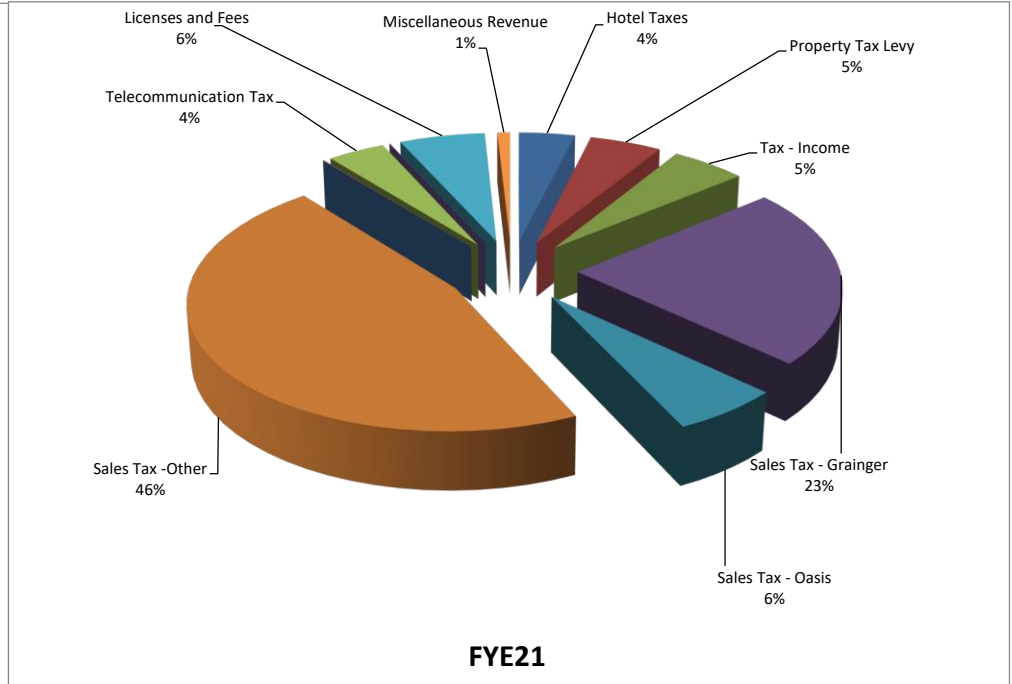
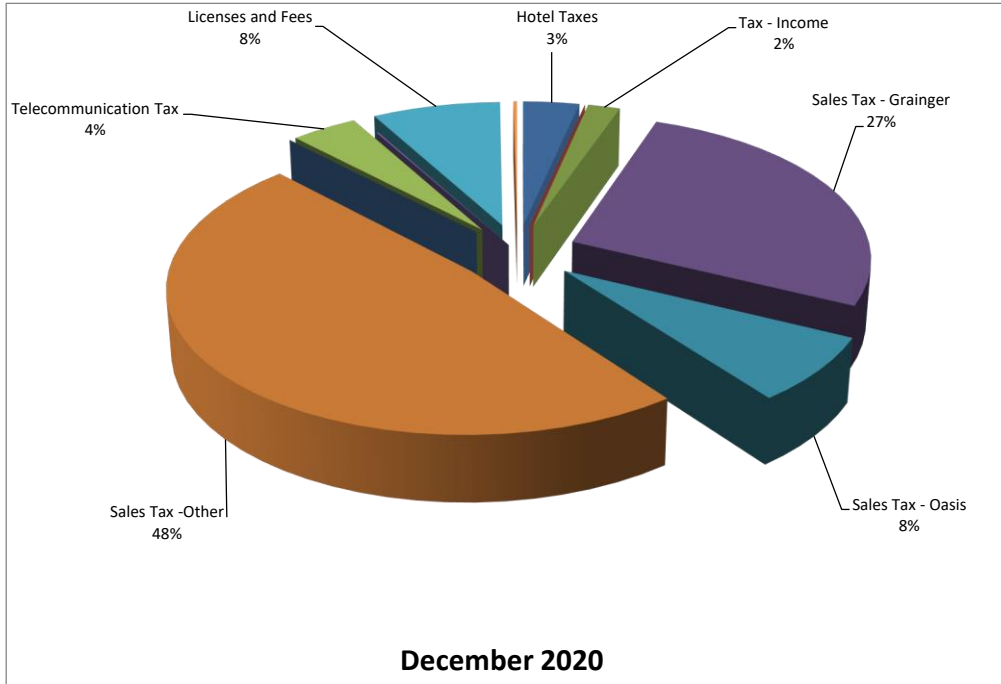
	Prior Period 2019	Current Period Actual	Current Period Budget	Current Period Budget Variance	Prior Period YTD 2019	Current Year Actual	YTD Budget - Original	% Budget Used	Total Budget - Original
Operating Revenue									
Program Revenue									
Taxes									
Hotel Taxes	45,021	9,941	47,917	(37,976)	435,841	100,755	383,333	18%	575,000
Illinois Income Tax	3,581	3,640	3,581	59	39,655	39,811	42,369	64%	62,000
Illinois Use Tax	1,601	2,065	1,500	565	11,646	15,137	12,000	84%	18,000
Personal Property Replacement	8	7	8	(2)	139	107	118	8%	1,300
Property Tax Levy	723	-	723	(723)	134,664	129,919	135,000	96%	135,000
Real Estate Transfer Tax	2,375	-	2,375	(2,375)	24,487	44,605	19,835	149%	30,000
Road & Bridge Tax Share	229	-	229	(229)	34,480	36,574	35,000	104%	35,000
Sales Tax - Oasis	33,791	21,756	33,791	(12,035)	264,268	156,790	254,374	42%	370,000
Sales Tax - Grainger	70,246	78,453	77,083	1,370	600,361	596,703	616,667	65%	925,000
Sales Tax -Other	123,735	140,521	123,735	16,785	1,101,660	1,205,484	1,137,655	71%	1,700,000
Cannabis Use Tax	-	26	42	(15)	-	228	333	46%	500
Charitable Games & Pull Tab-Jar	-	-	0	-	-	1,413	0	0%	0
Telecommunication Tax	8,033	11,895	9,833	2,062	76,951	103,980	78,667	88%	118,000
TOTAL TAX	289,344	268,304	300,817	(32,513)	2,724,151	2,431,504	2,715,352	61%	3,969,800
Licenses & Fees									
Building Permit Services	-	22,753	12,500	10,253	87,436	143,384	100,000	96%	150,000
Cable Franchise Fees	-	-	-	-	4,503	4,686	4,337	52%	9,000
Liquor License Fees	-	-	-	-	6,000	6,000	6,000	100%	6,000
Zoning & Miscellaneous Permit	-	-	-	-	5,000	-	5,000	0%	10,000
Total Licenses & Fees	-	22,753	12,500	10,253	102,939	154,070	115,337	88%	175,000
Fines & Forfeitures									
Circuit Court Fees	426	312	417	(105)	2,301	644	3,333	13%	5,000
Total Program Revenue	289,770	291,369	313,734	(22,365)	2,829,392	2,586,219	2,834,022	62%	4,149,800
Investment Income									
Investment Income	11,378	661	12,500	(11,839)	107,528	13,233	100,000	9%	150,000
Total Investment Income	11,378	661	12,500	(11,839)	107,528	13,233	100,000	9%	150,000
Other Income									
Capital Project	-	-	-	-	0	-	0	0%	2,250,000
Miscellaneous Revenue	-	-	-	-	950	9,950	5,000	199%	5,000
Total Other Income	-	-	-	-	950	9,950	5,000	199%	5,000
TOTAL MISCELLANEOUS REVENUE	11,378	661	12,500	(11,839)	108,478	23,183	105,000	1%	2,405,000
Total Operating Revenue	301,149	292,029	326,234	(34,205)	2,937,870	2,609,401	2,939,022	40%	6,554,800
Total Revenue	301,149	292,029	326,234	(34,205)	2,937,870	2,609,401	2,939,022	40%	6,554,800

1000 - General Fund

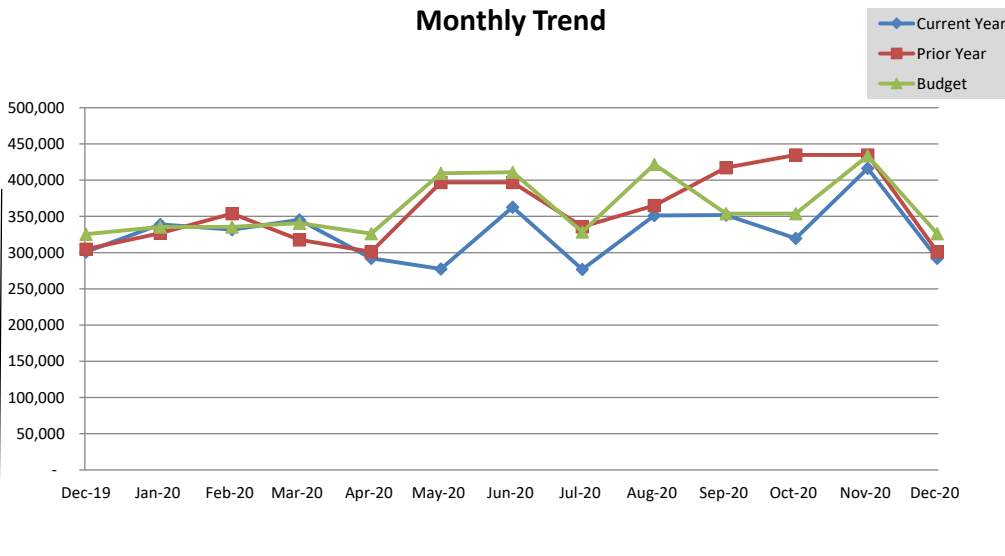
	Current Period								
	Prior Period 2019	Current Period Actual	Current Period Budget	Budget Variance	Prior Period YTD 2019	Current Year Actual	YTD Budget - Original	% Budget Used	Total Budget Original
Expenditures									
Program Expenses									
General Government									
Auditing	-	-	0	-	27,050	27,750	27,500	101%	27,500
Bank Fees	186	341	100	241	1,076	2,505	800	209%	1,200
Consultants	938	939	1,167	(228)	11,211	11,306	9,333	81%	14,000
Dues & Subscriptions	-	-	0	-	415	425	359	39%	1,100
Financial & Accounting Services	3,777	3,890	3,890	-	30,213	31,120	31,120	68%	46,000
Insurance & Bonds	994	1,012	994	18	7,874	7,988	8,024	67%	12,000
Legal Expense	13,006	21,864	10,000	11,864	82,048	123,910	80,000	103%	120,000
Maps & Surveys	-	-	83	(83)	-	-	667	0%	1,000
Miscellaneous	358	42	625	(583)	2,283	1,060	5,000	14%	7,500
Office Supplies	-	128	333	(206)	1,980	2,361	2,667	59%	4,000
Planning Consultants	-	-	417	(417)	32,481	-	3,333	0%	5,000
Postage & Copying	-	-	42	(42)	-	275	333	55%	500
Printing & Publishing	112	36	250	(214)	1,306	897	2,000	30%	3,000
Recording Fees	-	-	42	(42)	75	50	333	10%	500
Telephone	215	207	208	(1)	1,696	1,781	1,667	71%	2,500
Village Administrator	5,667	5,667	5,667	-	43,583	45,333	45,333	68%	66,500
Village Clerk	2,910	5,110	3,542	1,569	28,775	32,458	28,333	76%	42,500
Village Office & Meeting Space	1,625	813	1,867	(1,054)	12,488	11,669	14,933	52%	22,400
TOTAL GENERAL GOVERNMENT	29,788	40,047	29,226	10,822	284,556	300,887	261,737	80%	377,200
Public Service									
Building Services	37,606	60,876	15,000	45,876	139,606	151,643	120,000	84%	180,000
Building Permit Services	2,826	4,494	2,083	2,410	18,495	28,027	16,667	112%	25,000
Building Permit Services -Reimbursable	-	-	0	-	-	-	0	0%	0
Disposal Services	4,887	4,991	4,917	74	39,096	39,385	39,333	67%	59,000
Engineering Services	4,754	5,761	8,333	(2,573)	73,831	81,688	66,667	82%	100,000
Engineering Service-Reimbursable	-	-	0	-	-	-	0	0%	0
Mosquito Control	-	-	0	-	26,304	26,689	27,000	99%	27,000
Police & Security	14,682	14,613	14,667	(53)	114,881	112,558	117,333	64%	176,000
Road & Bridge Maintenance	1,516	-	15,333	(15,333)	113,424	92,773	122,667	50%	184,000
Snow & Ice Control	5,385	3,851	5,083	(1,233)	5,385	3,851	10,167	13%	30,500
Salt	1,127	789	0	789	1,475	1,578	0	0%	0
Special Events	-	-	0	-	5,351	-	6,000	0%	6,000
Village Property & Maintenance	-	29,800	9,333	20,467	75,186	110,169	74,667	98%	112,000
Water Engineering & Maintenance	-	-	208	(208)	-	254	1,667	10%	2,500
TOTAL PUBLIC SERVICE	72,782	125,175	74,958	50,216	613,035	648,614	602,167	72%	902,000
Revenue Sharing									
Hotel Tax Sharing	13,506	2,982	18,347	(15,365)	130,752	30,227	130,880	18%	172,500
Property Tax Sharing	-	-	0	-	600,000	600,000	600,000	100%	600,000
Sales Tax Sharing	16,895	10,878	17,968	(7,090)	132,134	78,395	127,187	42%	185,000
TOTAL TAX SHARE	30,402	13,860	36,315	(22,455)	862,886	708,621	858,068	74%	957,500
Total Program Expenses	132,972	179,082	140,499	38,583	1,760,477	1,658,123	1,721,971	74%	2,236,700
Miscellaneous									
Capital Projects									
Real Estate Purchase	-	-	-	-	-	-	-	0%	5,700,000
Capital Asset	70,246	-	-	-	600,361	88,000	-	0%	0
Total Capital Projects	70,246	-	-	-	600,361	88,000	0	2%	5,700,000
Capital Debt									
Debt Service	1,051,038	-	-	-	1,215,044	0	0	0%	600,000
Total Miscellaneous	1,121,284	-	-	-	1,815,404	88,000	0	1%	6,300,000
Total Expenditures	1,254,256	179,082	140,499	38,583	3,575,882	1,746,123	1,721,971	20%	8,536,700
Net Revenue Over Expenditures	(953,107)	112,947	185,734		(638,012)	863,279	1,217,052		(1,981,900)

General Fund Expenditures

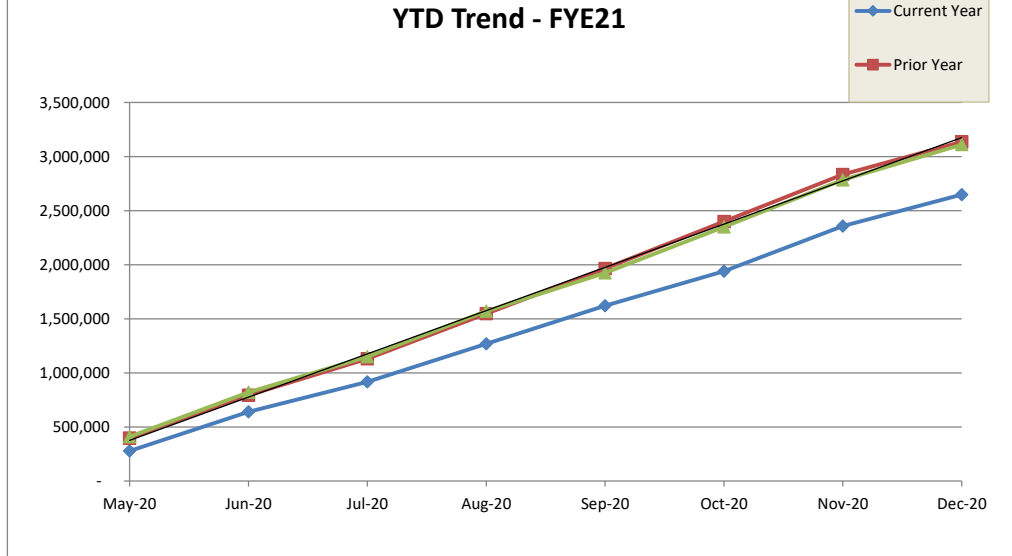
Revenue - General Fund



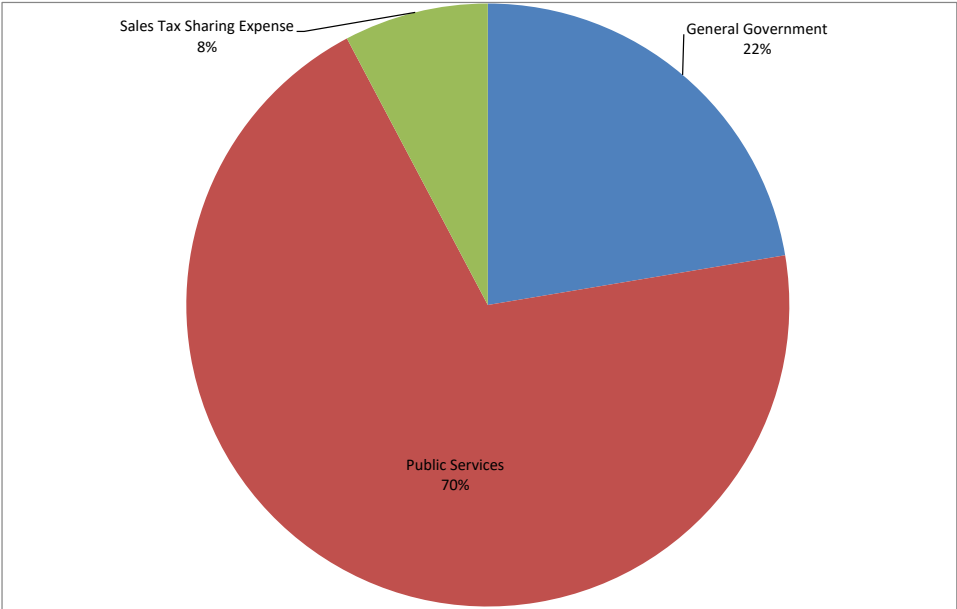
Monthly Trend



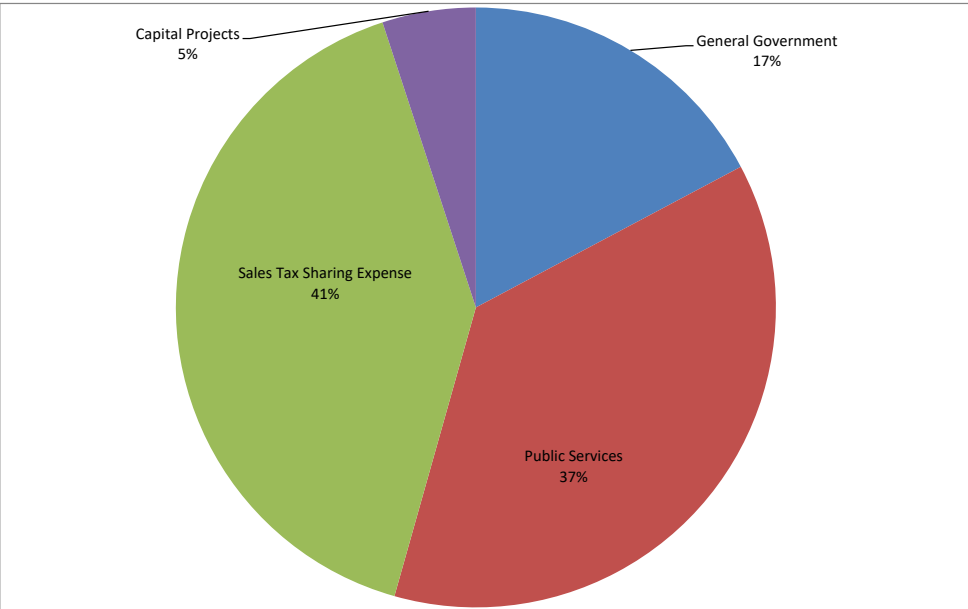
YTD Trend - FYE21



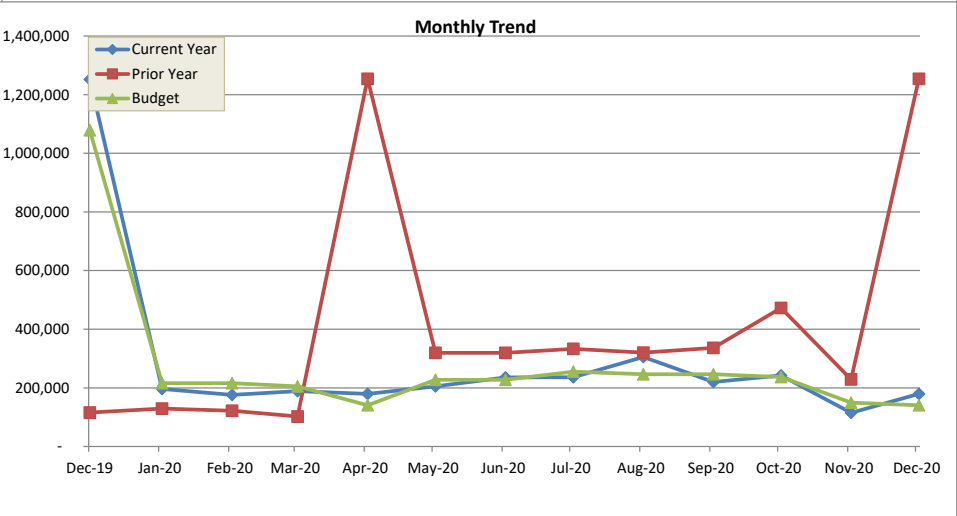
Expense Graph - General Fund



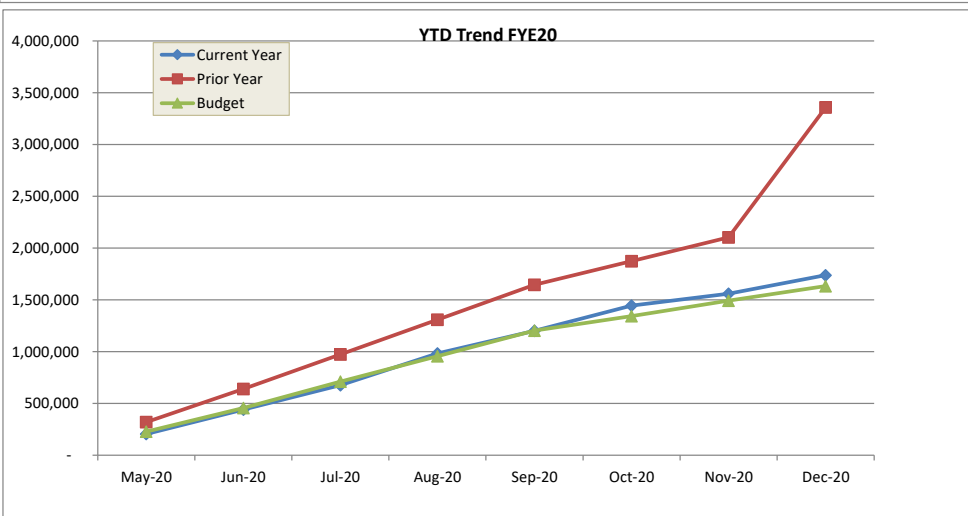
December 2020



FYE21



Monthly Trend



YTD Trend FYE20

All Other Funds	SSA# 3	SSA# 4	SSA# 5	SSA# 7	SSA# 9	SSA# 10	SSA# 11	SSA# 13	SSA#14	SSA# 15	Rebuild Illinois	Motor Fuel Tax	SSA#2 Debt Service
ASSETS													
Current Assets													
Checking/Savings													
Held by Trustee													
Illinois Funds - U.S. Bank													
Northern Trust	(341,267)	78,197	47,603	76,099	69,825	1,573	13,070	8,351	17,645	(549,122)	12,016	127,182	1,541
Total Checking/Savings	(341,267)	78,197	47,603	76,099	69,825	1,573	13,070	8,351	17,645	(549,122)	12,016	127,182	1,541
Total Current Assets	(341,267)	78,197	47,603	76,099	69,825	1,573	13,070	8,351	17,645	(549,122)	12,016	127,182	1,541
TOTAL ASSETS	(341,267)	78,197	47,603	76,099	69,825	1,573	13,070	8,351	17,645	(549,122)	12,016	127,182	1,541
LIABILITIES & EQUITY													
Liabilities													
Long Term Liabilities - Debt													
Total Liabilities	-	-	-	-	-	-	-	-	-	-	-	-	-
Fund Balances													
Reserved for Debt Service													
Reserved/Designated	(341,267)	78,197	47,603	76,099	69,825	1,573	13,070	8,351	17,645	(549,122)	12,016	127,182	1,541
Unreserved and Undesignated													
Total Fund Balance	(341,267)	78,197	47,603	76,099	69,825	1,573	13,070	8,351	17,645	(549,122)	12,016	127,182	1,541
TOTAL LIABILITIES & EQUITY	(341,267)	78,197	47,603	76,099	69,825	1,573	13,070	8,351	17,645	549,122	6,008	127,182	1,541

1-Jan-21	SSA# 3	SSA# 4	SSA# 5	SSA# 7	SSA# 9	SSA# 10	SSA# 11	SSA# 13	SSA#14	SSA#15	Rebuild Illinois	Motor Fuel Tax	SSA#2 Debt Service
Beginning Balance Cash basis	(339,055)	78,466	47,603	76,099	69,855	1,573	13,070	8,351	17,645	(549,122)	12,016	125,424	1,726
Revenue													
Property Tax													
MFT Allotments												1,747	
Rebuild Illinois													
Bond Proceeds													
Miscellaneous													
Interest Income												10	0
Total Revenue	-	-	-	-	-	-	-	-	-	-	-	1,758	0
Expenditures													
Building Permit Services													
Engineering Services	30				30								
Miscellaneous													
Professional Fees													
Legal													
Tree Maintenance													
Road & Bridge Maintenance													
Police & Security	8												
Snow & Ice Control	1,983												
Contractual Maintenance		269											
Traffic Control	192												
Capital Expenditures													
Bank Fees													185
Transfers in/(out)													
Bond Issue Principal													
Bond Issue Interest													
Total Expenditures	2,212	269	-	-	30	-	-	-	-	-	-	-	185
	(2,212.11)	(268.59)	-	-	(29.75)	-	-	-	-	-	-	1,757.56	(184.99)
Reserve	(341,267)	78,197	47,603	76,099	69,825	1,573	13,070	8,351	17,645	(549,122)	12,016	127,182	1,541

Notes

- SSA #2 - Debt Service for the Woodland Falls Improvements
- SSA #2 - Capital Project - the remaining proceeds from the Woodland Falls bond issue
- SSA #3 - ongoing maintenance of the Woodland Falls Improvements
- SSA #4 - ongoing maintenance of the Oasis Business Park Sewer Improvements
- SSA #5 - ongoing maintenance of the Oasis Business Park Road Improvements
- SSA #7 - ongoing maintenance of the Riverside Preserve Improvements
- SSA #9 - ongoing maintenance of the Deerpath Farms Improvements
- SSA #10 - Nektosha Way
- SSA #11 - Nektosha Way Maintenance
- SSA #13 - Hamilton Estate Tree Planting
- SSA #14 - Hamilton Estate Tree Maint
- SSA #15 - Water Main Extension

	<u>actual</u> May 20	<u>actual</u> June 20	<u>actual</u> July 20	<u>actual</u> August 20	<u>actual</u> September 20	<u>actual</u> October 20	<u>actual</u> November 20	<u>actual</u> December 20
Income								
Hotel Tax	3,562	5,245	9,092	20,968	24,835	14,148	12,964	9,941
Illinois Income Tax	5,515	3,416	5,424	7,416	4,202	6,085	4,112	3,640
Illinois Use Tax	1,360	1,730	1,831	2,036	2,056	2,079	1,980	2,065
Personal Property Replacement Tax	27	0	28	20	0	26	0	7
Property Tax	3,032	54,726	6,014	0	26,781	33,984	5,381	0
Real Estate Transfer Tax	0	1,300	10,475	10,040	13,210	1,415	8,165	0
Road & Bridge Tax Share	767	13,578	1,668	3,667	4,947	10,313	1,634	0
Sales Tax- Oasis	23,482	19,203	10,367	14,793	20,322	23,541	23,325	21,756
Sales Tax-Grainger	74,302	79,367	75,773	73,819	70,454	75,109	69,426	78,453
Sales Tax- Other	122,326	154,819	110,216	130,397	132,233	144,066	270,906	140,521
Cannabis Use Tax	26	20	27	30	41	27	31	26
Charitable Games & Pull Tab -Jar Games	0	0	0	1,413	0	0	0	0
Telecommunications Tax	12,773	14,310	16,485	11,293	12,323	13,071	11,889	11,895
Building Permits & Inspections	25,559	6,000	16,405	2,329	39,722	27,164	3,453	22,753
Cable Franchise Fees	0	0	0	2,338	0	0	2,348	0
Liquor License Fees	0	6,000	0	0	0	0	0	0
Zoning & Miscellaneous Permit Fees	0	0	0	0	0	0	0	0
Circuit Court Fines & Fees	0	53	0	0	0	158	122	312
Investment Income	4,692	2,929	1,646	1,646	857	708	663	661
Miscellaneous Revenue	0	0	9,950	0	0	0	0	0
Total Income	277,423	362,694	275,401	282,205	351,983	351,894	416,337	292,029
Expense								
Auditing	3,500	0	15,000	4,300	4,950	0	0	0
Bank Fees	319	306	298	318	304	318	301	341
Consultants	815	609	1,996	1,308	1,677	2,472	1,275	939
Dues & Subscriptions	0	0	0	130	145	150	0	0
Financial & Accounting Services	3,890	3,890	3,890	3,890	3,890	3,890	3,890	3,890
Insurance and Bonds	994	994	994	994	994	994	1,012	1,012
Legal Expenses	7,157	4,616	8,899	5,214	23,677	25,873	26,611	21,864
Maps & Surveys	0	0	0	0	0	0	0	0
Miscellaneous Expenditures	184	89	145	163	258	73	86	42
Office Supplies	107	284	786	500	0	370	185	128
Planning Consultants	0	0	0	0	0	0	0	0
Postage & Copying	0	110	0	22	22	55	55	0
Printing & Publishing	71	0	133	0	0	656	0	36
Recording Fees	50	0	0	0	0	0	0	0
Telephone	214	214	216	216	216	290	210	207
Village Administrator	5,667	5,667	5,667	5,667	5,667	5,667	5,667	5,667
Village Clerk	3,393	3,982	3,793	3,793	4,812	3,911	3,664	5,110
Village Office & Meeting Space	1,731	1,534	2,193	1,659	1,313	400	1,213	813
Building Services	10,000	30,767	10,000	10,000	10,000	10,000	10,000	60,876
Building Permit Services	1,241	3,158	1,996	3,447	1,804	9,757	1,866	4,494
Building Permit Services Reimb	0	0	0	0	0	0	0	0
Disposal Services	4,887	4,887	4,887	4,887	4,887	4,968	4,991	4,991
Engineering Services	16,981	15,134	7,797	8,976	10,283	10,676	6,080	5,761
Engineering Services Reimb	0	0	0	0	0	0	0	0
Mosquito Control	2,368	6,285	10,202	7,834	0	0	0	0
Police & Security	9,173	14,118	13,980	13,678	13,865	13,726	13,481	14,613
Road & Bridge Maintenance	16,665	0	27,209	28,682	7,600	10,112	4,975	0
Snow & Ice Control	0	0	0	0	0	0	789	4,640
Special Events	0	0	0	0	0	0	0	0
Village Property & Maintenance	2,714	27,922	8,289	6,728	5,763	22,093	4,143	29,800
Water Engineering/Maintenance	0	0	254	0	0	0	0	0
Hotel Tax Sharing	1,069	1,574	2,728	6,290	7,451	4,244	3,889	2,982
Property Tax Sharing	100,000	100,000	100,000	100,000	100,000	100,000	0	0
Sales Tax Sharing -Lake Forest	11,741	9,601	5,184	7,397	10,161	11,771	11,662	10,878
Capital Projects	0	0	0	79,200	0	0	8,800	0
Total Expense	204,931	235,741	236,536	305,293	219,739	242,466	114,845	179,082
Net from Operations	72,492	126,953	38,865	-23,088	132,244	109,428	301,492	112,947

Pre Approved
December 2020

Name	Account	Description	
Lake Forest Bank & Trust			
AT&T	Contract Maintenance	SSA#4 Lift Station	114.40
Comcast Business	Telephone	Telephone - Internet	150.46
Northern Trust Credit Card			
	Village Office & Meeting Space	Life Storage Rentals	813.00
	Printing & Publishing	Lys Documents	35.80
	Consultant & Outside Services	Zoom US	54.99
	Consultant & Outside Services	MSFT Email Service	<u>160.00</u>
Total Northern Trust Credit Card			1,063.79
Total Pre Approved Lake Forest Bank & Trust			<u>1,328.65</u>
Northern Trust Bank 7892 SSA#2 DS			
Northern Trust Bank	Miscellaneous	Safe Deposit Box fee	<u>160.00</u>
Total Pre Approved Northern Trust Bank			<u>160.00</u>
Grand Total Pre Approved			<u><u>1,488.65</u></u>

Unpaid Bills Detail
as of January 15, 2021

Name	Account	Description	
B&F Construction Code Services, Inc	Building Permit Services	18779-837 Conley Residence	280.00
	Building Permit Services	18750-818 Impact Networking	3,436.15
Total B&F Construction Code Services, Inc			<u>3,716.15</u>
Bob Irvin Consulting, LLC	Village Administrator	Administrator Services	5,666.66
	Miscellaneous	Telephone & Internet	56.45
Total Bob Irvin Consulting, LLC			<u>5,723.11</u>
Com Ed	SSA#3	SSA#3 Traffic Control #9018	8.20
	SSA#3	SSA#3 Street Lighting #6026	191.57
	Contract Maintenance	SSA#4 Sewer Maint #1048	154.19
	Police & Security	GF-Street Lighting #3008	13.38
	Police & Security	GF-Street Lighting #2015	113.47
Total ComEd			<u>480.81</u>
Cynthia A Pavesich & Associates, Inc	Consulting & Outside Services	Court Recorder - Rojas	112.50
	Consulting & Outside Services	Court Recorder - St Basil Church	112.50
Ttotal Cynthia A Pavesich & Associates, Inc			<u>225.00</u>
Deerpath Farm HOA	Contractual Maintenance	SSA#9 Payment #3 Luis and Son 2019-20 contract	9,586.00
Forest Builders, Inc.	Snow & Ice Control	General Fund - Monthly Minimum	3,850.80
	Snow & Ice Control	SSA#3 - Monthly Minimum	1,650.34
	Snow & Ice Control	SSA#7 - Monthly Minimum	1,112.80
Total Forest Builders, Inc.			<u>6,613.94</u>
Gallo Sandy	Miscellaneous	Mileage	41.52
GOVTEMPUSA, LLC	Village Clerk	Clerk Services	5,110.44
Hilton Garden Inn	Village Meeting & Storage	Room Rental	
Howe Security	Police & Security	Mettawa Patrol - Includes gas and truck lease	8,231.81
James Anderson Company	Engineering Services	17581 - 057 The Crest Subdivision	178.50
	Engineering Services	16546 -059 SSA# 3 Riverwoods Blvd.	29.75
	Engineering Services	17084 - 062 Public Utilities	186.60
	Engineering Services	16554-088 SSA#9 Deerpath Farm Subdivision	476.00
	Engineering Services	16550-105 General Engineering	1,510.98
	Engineering Services	16556-118 Building Services	60,875.89
	Engineering Services	18112-629 Code violations and code investigation	246.10
	Building Services - Permits	18688-780 Rojas zoning variation	777.50
Total James Anderson Company			<u>64,281.32</u>
Klein, Thorpe and Jenkins, Ltd.	Legal Expenses	General Zoning Matters	3,714.82
	Legal Expenses	General Matters	2,596.00
	Legal Expenses	St Basil Church Zoning Request	486.85
	Legal Expenses	Lys vs Village Litigation	4,853.78
	Legal Expenses	Rojas Variation Requests	637.50
	Legal Expenses	Sapphire Stable Litigation	9,574.75
Total Klein, Thorpe and Jenkins, Ltd.			<u>21,863.70</u>

Unpaid Bills Detail
as of January 15, 2021

Name	Account	Description	
Lakes Disposal Services	Disposal Service	Disposal Service - 217 homes serviced	4,991.00
O'Mary Dorothy	Financial & Accounting Services	Financial & Accounting	3,890.00
Pizzo & Associates, Ltd.	Village Property & Maintenance	MacLean Oasis Park - Overseeding & enhancements	17,400.00
	Village Property & Maintenance	Fertilize 19 AC - Soil Amendments 20-21	7,400.00
	Village Property & Maintenance	MacLean Oasis Park - Prescribed Burn	5,000.00
Total Pizzo & Associates, Ltd.			29,800.00
Sheriff's Office	Police & Security	Lake County Contract Police Service	6,254.83
Siepkas Joe	Consultants & Outside Services	Website & email Support	308.75
SSG Services	Consultants & Outside Services	Computer Maintenance	190.00
Staples Credit Plan	Office Supplies	Office Supplies	127.63
Village of Vernon Hills	Engineering Services	Reimbursement for the Quiet Zone recertification	3,638.47
Total Accounts Payable			175,074.48
Pre Approved Accounts Payable			1,488.65
Total Approval			176,563.13

Year to Date Payments		
Name	FY 2021	Amount
AT&T		906.14
American Legal Publishing		495.00
B&F Construction Code Services,Inc		10,556.18
Blackboard Connect, Inc		1,627.54
Bob Irvin Consulting,LLC		48,548.51
Canopy Tree Specialists		15,250.00
City of Lake Forest		82,464.47
Clarke Environmental Mosquito Control		26,689.00
ComEd		3,964.57
Comcast Business		1,202.28
Copenhaver Construction, Inc		88,000.00
Cynthia A Pavesich & Associates		3,510.00
Daily Herald		430.10
Deluxe Business Forms		284.42
Dunlap Lawn Service		48,115.29
Dunlap Tree Experts		14,950.00
Forest Builders		63,762.29
Gallo Sandy		390.04
Gardner Phillips		2,700.00
Gewalt Hamilton Associates, Inc		254.00
GOVTEMPUSA, LLC		29,921.20
Hamilton Partners SSA#3		7,573.28
Hilton Garden Inn		2,600.00
Howe Security		59,140.21
ICRMT		12,150.00
IDOT		2,049.75
Illinois Municipal League		150.00
ILM		9,520.00
International Code Council, Inc		145.00
James Anderson Company		214,987.44
Jose S. Yu and Ann X Shen		2,700.00
Klein, Thorpe and Jenkins,Ltd.		111,597.61
Lake County Recorder		50.00
Lake County Tax Collector		551.90
Lakes Disposal Services		39,280.70
Lake Forest Bank		2,503.58
Magdalena Hirata		450.20
Metropolitian Mayors Caucus		130.00
Northern Trust Bank & Trust		361.00
Northern Trust Credit Card		8,770.83
O'Mary Dorothy		31,285.00
Pearson Fence Co.,Inc		915.00
Perfect Cut Tree Services		6,465.00
Pizzo & Associates		27,950.03
Poul's Nursery		600.00
Premier Global Services		3,687.00
Quality Blacktop, Inc		5,900.00
R&S Bristol Farm, LLC		12,869.00
Sheriff's Office		39,378.21
Sign-A-Rama		285.00
Sikich, LLP		27,750.00
Sieпка Joe		2,094.99
SSG Services		2,336.25
Staples Credit Plan		1,173.94
TrueGreen Commercial		3,595.97
Village of Mettawa - MFT		12,016.48
White Lodging Service Corp.		178,363.00

Total

1,275,397.40

**Property Tax Rebate
2020**

ADI	Morry & Renda	2,411.78	DREIFUSS	David & Juli	3,110.32
ADI	Kennan & Renda	2,551.14	FALBE	Lawrence	2,421.15
AHMAD	Manzoor & Rozina	2,507.52	FANTUS	Richard & Pamela	5,577.14
ANDERSON	Mary Jane	5,345.86	FARMER	Tim & Amy	2,403.59
ARMSTRONG	Carol	1,383.60	FIOCCHI	John	5,149.12
ARNOLD	Charles & Kate	4,166.31	FIGLIO	Rocco & Paula	4,254.73
ATTAR	Adnan & Sana	6,491.15	FORREST	Jason & Amy	2,488.49
AXENTE	Daniel	1,712.67	GERHARDT	Armin	6,480.02
BAEZ	Stephen & Wha-Soon	1,718.81	GOORIS	Daniel & Leslie	1,626.89
BAIG	Mirza & Sabahath	2,537.97	GRAY	Keith	3,255.82
BECK	Herbert & Juliann	3,345.99	GREENHILL	Charles	7,682.11
BERBAS GINAKAKIS	Juliane	3,523.99	HAN	Dong & Chung	3,682.67
BOHM	Denis & Roberta	2,508.10	HANSEN	William	3,395.76
BOLLHOFFER	Roy	1,453.28	HEINZ	Thomas & Ann	2,478.24
BOULIERIS	Angelo & Catherine	1,869.00	HEYTOW	Mitzi	6,714.82
BRADLEY	John & Cathy	2,884.89	HOLLAR	Robert	3,272.22
BRADY	Michael & Lisa	6,590.98	HOWATT	James & Kimberly	6,723.31
BRESLOW	Clifford	2,604.42	IMMERMAN	Amy	1,347.30
BUELL	Brad	2,364.06	JACOB	Mark & Ann Shorrock	5,119.85
BUSH	David & Heather	4,509.14	JOSEPH	Carolanne	7,922.76
BUSSCHER	Robert	6,357.06	JUHREND	Bernice	4,114.20
BYRNE	Janice & Dominic	2,835.41	KALLISON	Corey & Danielle	2,627.84
CAHILL	John & Sarabess	4,147.29	KAPLAN	Howard & Ricki	7,480.40
CHAINSKI	Margaret	3,992.71	KLASSMAN	Cynthia & Brian	4,447.66
CHUDY	Matthew & Michelle	5,566.89	KOFFEL	John	8,930.45
CLARK	Jeffery & Gwen	2,979.16	KRUGLICK	Dorothy	6,195.46
CLATCH	Laura	3,464.27	KRUSINSKI	Catherine	3,791.29
COHN	Andrew	3,172.68	KURTIS	William	7,115.91
COLE	Bob & Elaine	4,771.16	LAFITA	Joseph & Vaishali	5,553.43
COLLINS	Christine	5,481.99	LANE	Brandon	4,086.39
COOK	Richard & Martina	1,803.42	LANE	Roger & Chris	3,389.91
CORK	Patricia	5,722.94	LAPINS/SHELDON	Ron/Pam	5,221.43
DANFORTH	Chad & Janet	2,608.52	LAVELLE	John & Andrea	4,154.31
DETERS	Gary & Susan	2,603.84	LEAHY	Catherine	5,509.81
DODD	Michael & Carrrie	2,397.15	LEONARD	Elizabeth	3,582.25
DONATO	Anthony & Patricia	3,499.99	LEVIN	Richard & MaryLou	6,742.05
DONATO	Ronald & Carmella	1,905.30	LICCIONI	Roland	2,947.83

**Property Tax Rebate
2020**

LIN/ZHANG	Tao/Huiqun	3,159.79	POVZNER	Leonid	2,685.23
LIPHARDT	Peter & Laura	1,355.79	PREISER	Kristine	3,633.78
LOVE	Jason & Ashley	2,423.49	RAY	Jess & Marcia	3,944.11
LYONS	Adam & Gail	1,601.12	RITSOS	Peter	2,841.27
LYS	Thomas & Franziska	9,124.26	ROBERTSON	Jacqueline	2,831.61
MACLEAN	Barry	10,698.45	ROJAS	Arturo & Maria	7,554.76
MAIER	John	2,915.04	ROTH	Diane	2,583.64
MAISEL/COHEN TRIPOLI	Richard/Terre	1,478.16	RUPPE/KOZIMOR	Michael/Renee	3,653.10
MANCUSO	Richard & Shelley	5,858.19	SCHLITCHT	Lutz & Claudia	3,712.24
MARCINIAK	Margaret	3,944.11	SCHMIDT	Stevie	7,955.84
MATSUNAGA	Douglas & Barbara	10,673.27	SHAFFER/PETERS	Dean/Linda	9,567.21
MAYSTEAD	Andrew & Rebecca	4,215.21	SMOLIC	Svebor & Stephanie	4,347.24
MCCARTHY	Sean & Cathy	6,743.22	SOTO/KAUFMAN	Santiago/Miriam	2,482.93
MCCOLE	William & Jeanine	2,188.11	SPIGLANIN/VIGLIONE	Robert/Ninette	3,908.39
MEHTA	Parimal & Mansi	2,258.08	STANLEY	James & Dianne	4,804.83
MELUSO	Mark & Victoria	1,555.45	STARR	Jerome & Sherry	3,260.21
MENDINO	Joseph	4,324.99	STEPHENSON	Juliet	3,072.84
MILLAR	Tom & Martha	4,058.29	STOKOVICH	Debra	13,242.27
MONS	Allen	4,890.61	SWIFT	Mary & John	4,733.40
MURPHY	Christopher & Catherine	5,086.76	TAN	Jack	2,728.40
NELSON	Catherine	2,950.47	TAVAKOLI	Hassan & Margarita	3,013.12
NEWBERG	Donald	3,955.53	THIAGARAJAN	Kannan	2,630.77
NICHOLAS	Monica	4,439.17	TINDALL	Adrienne	6,479.15
NITISS/CARRUTHERS	Joseph/Karen	1,450.06	TOWNE	Tim	1,957.12
OBERMAN	Michael & Margo	10,969.84	TRENDLER	David	2,477.36
OLESEN	Martin & Shelly	2,930.56	TRULSON	Kathleen	3,700.82
ORLANDO	Pompei & Lucia	4,450.30	TURCHINSKY	Dean & Frances	2,888.40
PAPANOS/ZIAMPARAS	Nicholas/Ilioula	2,641.90	URLACHER	Casey	1,388.87
PARK	Chung	4,697.09	VANSELOW	Rick	2,255.74
PELECH	Michael & Debra	2,927.63	VIGLIONE	Josephine	4,178.32
PETRE	Cornel & Magdalena	2,837.46	WEILAND	Amy Sue	3,307.05
PHILLIPS	Frederick	3,600.70	WICKUM	Craig	3,005.51
PICKELL	Orren & Tina	6,542.97	WILLIAMSON/WRIGHT	Thomas/Andrea	2,458.33
PINK	Ronald	5,858.19	WING	Robert & Alecia	1,453.86
PISCITELLO	Christopher	5,079.15	WITTEN	Matt & Kourtney	2,188.11
			WOODRUFF	Sangston & Carey	3,829.64
			YOUNG	David	3,046.20
			ZAMOLO	Fabrice & Marguerite	5,527.66

\$ 600,000.00