



Treasurer's Summary Report for the Month of April, 2021

Monthly Variance

Revenue April

Revenue is under budget \$ 10,609

Primary Revenue Drivers

> Real Estate Transfer Tax \$ 9,410 Over Budget

Properties sold in April

777 N Bradley Rd
15044 W Little St Marys Rd
12 Alexandra Dr
Deerpath property purchase

> Zoning & Misc Permit \$ 5,000 Under Budget
No activity to report

> Hotel Tax \$ 19,849 Under Budget
The Village realized 28% of total budget due to pandemic shut down

> Investment Income \$ 12,463 Under Budget
Interest rates are held by the Federal Reserve

Expenses April

Expenditures are over budget by \$ 4,598

Primary Expense Drivers

> Police & Security \$22,576 Under Budget
FYE21 Activity Trueup resulted in a credit of \$ 21,745.35 to be used for future service

> Building Permit Services \$ 7,736 Over Budget
Year to date \$ 40,610 Over budget

> Village Property & Maint \$ 5,563 Under Budget
Beginning season activity
> Road & Bridge Maint \$ 8,333 Under Budget
Beginning season activity

> Engineering Services \$ 44,289 Over Budget
Hey & Associates tips over the budget by 55% YTD

Net revenue over expense - April \$ 156,053

Net revenue over expense - Year to Date \$ 1,680,737

Actual vs. Budget

Net revenue to budget April \$ 10,609 3 % Under
Net revenue to budget YTD \$ 439,876 10 % Under

Net expenses to budget April \$ 4,598 3 % Over
Net expenses to budget YTD \$ 74,016 3 % Under

Discussion Points and Up Coming Events

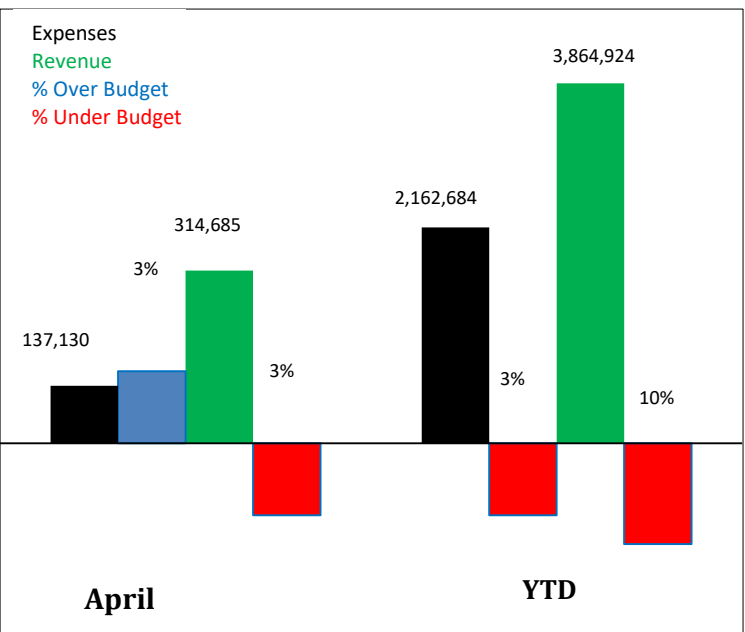
FYE21-22 Pre Approved Sikich, LLP \$3,750.00

* Grainger revenue is reserved in the equity section of Balance Sheet per agreement for Capital Property Purchase.

Accounts Receivable \$ 4,543.92
Accrued Accounts Payable: \$ 8,209.61

ComEd account # 2718112015- original fixture installed 2018 for the service location on St Marys Rd.
March 2021, 4 service locations have been added to this bill and is used as a Hub (corporate account) for the Village:
14961 W. Imperial Dr. Sports Club Advisors (county property)
27250 N. St Marys Rd.
6735 - 27525 N. Bradley Rd.
765 N. Bradley Rd.

This addition has created an increase for the Village's ComEd account 2015 of around \$80.00 per month.



Village of Mettawa

Treasurer's Report for the Period May 1, 2020 through April 30, 2021

Submitted By: *Carol Armstrong*

1-May-21

Table of Contents

Summary	
Title Sheet	
Table of Contents.....	
Funds on Deposit.....	1
Balance Sheet.....	2
Fixed Assets.....	3
General Fund	
General Fund Revenue.....	4
General Fund Expenditures.....	5
Revenue Graph.....	6
Expense Graph.....	7
Other Funds	
Balance Sheet.....	8
Statement of Revenues and Expenditures.....	9
General Fund Cash Flow.....	10
Pre-Approved Paid Bills.....	11
Bills Submitted for Village Board Approval.....	12
Bills Submitted for Village Board Approval pg 2	13
YTD payment history of vendors.....	14
Property Tax Rebate	15-16

Funds on Deposit

	May-20	Jun-20	Jul-20	Aug-20	Sep-20	Oct-20	Nov-20	Dec-20	Jan-21	Feb-21	Mar-21	Apr-21
General Commingled Accounts												
Northern Trust 6101												
Opening balance	\$ 834,566.40	\$ 838,323.25	\$ 884,281.62	\$ 890,709.54	\$ 892,822.23	\$ 903,819.19	\$ 948,296.93	\$ 952,835.70	\$ 957,926.07	\$ 957,603.94	\$ 957,285.92	\$ 956,876.14
Cleared deposits	\$ 4,163.02	\$ 46,413.50	\$ 6,889.21	\$ 2,458.32	\$ 11,272.19	\$ 44,746.28	\$ 4,811.29	\$ 5,359.50				
Interest	\$ 7.10	\$ 7.08	\$ 7.57	\$ 7.57	\$ 7.39	\$ 7.89	\$ 7.82	\$ 8.13	\$ 8.13	\$ 7.35	\$ 8.13	\$ 119.98
Cleared disbursements	\$ (413.27)	\$ (462.21)	\$ (468.86)	\$ (353.20)	\$ (282.62)	\$ (276.43)	\$ (280.34)	\$ (277.26)	\$ (330.26)	\$ (325.37)	\$ (417.91)	\$ (353.00)
Closing balance	\$ 838,323.25	\$ 884,281.62	\$ 890,709.54	\$ 892,822.23	\$ 903,819.19	\$ 948,296.93	\$ 952,835.70	\$ 957,926.07	\$ 957,603.94	\$ 957,285.92	\$ 956,876.14	\$ 956,643.12
Illinois Funds 5219												
Opening balance	\$ 6,018,636.79	\$ 6,262,313.10	\$ 6,537,581.39	\$ 6,759,137.31	\$ 7,001,295.05	\$ 7,243,676.00	\$ 7,508,304.51	\$ 7,890,510.31	\$ 8,149,514.08	\$ 8,423,471.08	\$ 8,438,162.06	\$ 8,708,836.96
Deposit	\$ 239,810.45	\$ 272,863.92	\$ 220,151.13	\$ 241,219.83	\$ 241,630.97	\$ 264,003.68	\$ 381,608.09	\$ 258,363.51	\$ 273,353.14	\$ 264,189.96	\$ 270,239.37	\$ 256,585.91
Withdrawal/Transfer										\$ (250,000.00)		\$ (4,000,000.00)
Interest	\$ 3,865.86	\$ 2,404.37	\$ 1,404.79	\$ 937.91	\$ 749.98	\$ 624.83	\$ 597.71	\$ 640.26	\$ 603.86	\$ 501.02	\$ 435.53	\$ 283.22
Closing balance	\$ 6,262,313.10	\$ 6,537,581.39	\$ 6,759,137.31	\$ 7,001,295.05	\$ 7,243,676.00	\$ 7,508,304.51	\$ 7,890,510.31	\$ 8,149,514.08	\$ 8,423,471.08	\$ 8,438,162.06	\$ 8,708,836.96	\$ 8,965,706.09
Motor Fuel Tax 5227												
Opening balance	\$ 102,026.67	\$ 103,713.26	\$ 111,045.35	\$ 112,390.48	\$ 120,031.86	\$ 121,931.75	\$ 123,695.04	\$ 125,434.34	\$ 127,191.90	\$ 129,017.05	\$ 130,607.49	\$ 132,108.92
Deposit	\$ 1,622.33	\$ 7,292.77	\$ 1,321.60	\$ 7,625.51	\$ 1,887.21	\$ 1,752.97	\$ 1,729.69	\$ 1,747.49	\$ 1,815.84	\$ 1,582.79	\$ 1,494.74	\$ 7,556.97
Withdrawal												
Interest	\$ 64.26	\$ 39.32	\$ 23.53	\$ 15.87	\$ 12.68	\$ 10.32	\$ 9.61	\$ 10.07	\$ 9.31	\$ 7.65	\$ 6.69	\$ 4.57
Closing balance	\$ 103,713.26	\$ 111,045.35	\$ 112,390.48	\$ 120,031.86	\$ 121,931.75	\$ 123,695.04	\$ 125,434.34	\$ 127,191.90	\$ 129,017.05	\$ 130,607.49	\$ 132,108.92	\$ 139,670.46
Debt Service Funds												
Northern Trust SSA #2 7892												
Opening balance	\$ 1,900.63	\$ 1,875.64	\$ 1,850.64	\$ 1,825.65	\$ 1,800.66	\$ 1,775.67	\$ 1,750.67	\$ 1,725.68	\$ 1,540.69	\$ 1,515.70	\$ 1,490.70	\$ 1,465.71
Cleared deposits												
Interest	\$ 0.01	\$ -	\$ 0.01	\$ 0.01	\$ 0.01	\$ -	\$ 0.01	\$ 0.01	\$ 0.01	\$ -	\$ 0.01	\$ -
Cleared disbursements	\$ (25.00)	\$ (25.00)	\$ (25.00)	\$ (25.00)	\$ (25.00)	\$ (25.00)	\$ (25.00)	\$ (185.00)	\$ (25.00)	\$ (25.00)	\$ (25.00)	\$ (25.00)
Closing balance	\$ 1,875.64	\$ 1,850.64	\$ 1,825.65	\$ 1,800.66	\$ 1,775.67	\$ 1,750.67	\$ 1,725.68	\$ 1,540.69	\$ 1,515.70	\$ 1,490.70	\$ 1,465.71	\$ 1,440.71
MaxSafe Investment- Lake Forest 5664												
Opening Balance	\$ 1,390,033.06	\$ 1,290,852.37	\$ 1,091,369.49	\$ 991,602.82	\$ 891,734.34	\$ 891,834.45	\$ 791,902.24	\$ 391,959.37	\$ 91,971.52	\$ 0.67	\$ 100,002.31	\$ 6.79
Cleared Deposits		\$ 200,000.00	\$ 100,000.00	\$ -	\$ 100,000.00	\$ 100,000.00	\$ 100,000.00	\$ -		\$ 100,000.00		\$ 4,000,000.00
Interest	\$ 819.31	\$ 517.12	\$ 233.33	\$ 131.52	\$ 100.11	\$ 67.79	\$ 57.13	\$ 12.15	\$ 0.67	\$ 2.31	\$ 4.48	\$ 29.37
Cleared Disbursements	\$ (100,000.00)	\$ (400,000.00)	\$ (200,000.00)	\$ (100,000.00)	\$ (100,000.00)	\$ (200,000.00)	\$ (500,000.00)	\$ (300,000.00)	\$ (91,971.52)	\$ (0.67)	\$ (100,000.00)	
Closing Balance	\$ 1,290,852.37	\$ 1,091,369.49	\$ 991,602.82	\$ 891,734.34	\$ 891,834.45	\$ 791,902.24	\$ 391,959.37	\$ 91,971.52	\$ 0.67	\$ 100,002.31	\$ 6.79	\$ 4,000,036.16
Lake Forest Bank & Trust 9088												
Opening Balance	\$ 1,330,403.23	\$ 1,370,643.52	\$ 1,381,182.38	\$ 1,366,433.45	\$ 1,366,584.62	\$ 1,305,900.26	\$ 1,393,976.42	\$ 1,302,632.28	\$ 1,302,709.35	\$ 1,255,276.06	\$ 1,340,124.96	\$ 1,378,629.41
Cleared Deposits	\$ 137,609.04	\$ 510,294.93	\$ 260,912.44	\$ 142,447.74	\$ 219,933.02	\$ 298,002.06	\$ 539,744.18	\$ 337,555.57	\$ 120,054.43	\$ 282,316.83	\$ 186,591.85	\$ 4,041,301.15
Cleared Disbursements	\$ (97,368.75)	\$ (499,756.07)	\$ (275,661.37)	\$ (142,296.57)	\$ (280,617.38)	\$ (209,925.90)	\$ (631,088.32)	\$ (337,478.50)	\$ (167,487.72)	\$ (197,467.93)	\$ (148,087.40)	\$ (4,104,610.79)
Closing Balance	\$ 1,370,643.52	\$ 1,381,182.38	\$ 1,366,433.45	\$ 1,366,584.62	\$ 1,305,900.26	\$ 1,393,976.42	\$ 1,302,632.28	\$ 1,302,709.35	\$ 1,255,276.06	\$ 1,340,124.96	\$ 1,378,629.41	\$ 1,315,319.77
TOTAL ALL ACCOUNTS												
Opening month balance	\$ 9,677,566.78	\$ 9,867,721.14	\$ 10,007,310.87	\$ 10,122,099.25	\$ 10,274,268.76	\$ 10,468,937.32	\$ 10,767,925.81	\$ 10,665,097.68	\$ 10,630,853.61	\$ 10,766,884.50	\$ 10,967,673.44	\$ 11,177,923.93
Closing month balance	\$ 9,867,721.14	\$ 10,007,310.87	\$ 10,122,099.25	\$ 10,274,268.76	\$ 10,468,937.32	\$ 10,767,925.81	\$ 10,665,097.68	\$ 10,630,853.61	\$ 10,766,884.50	\$ 10,967,673.44	\$ 11,177,923.93	\$ 11,378,816.31

Village of Mettawa - Balance Sheet

	<u>1-May</u>
ASSETS	
Current Assets	
Checking/Savings	\$ 11,367,541
Other Current Assets	
Due From Other Funds	\$ 900,812
Pre Paid Insurance	\$ 6,073
Pre Paid Salt	\$ 8,018
Hotel Taxes Receivable	\$ 17,011
Property Taxes Receivable	\$ 306,100
Shared Taxes Receivable	\$ 721,276
Accounts Receivable	\$ 4,584
Total Other Current Assets	<u>\$ 1,963,875</u>
TOTAL CURRENT ASSETS	<u>\$ 13,331,416</u>
OTHER ASSETS	
Pre Paid Land Purchase	\$ 146,649
Deposit Sheriff Service Initiation	\$ 180,000
Office Space Deposit LifeStorage	\$ 500
Total Other Assets	<u>\$ 327,149</u>
TOTAL ASSETS	<u>\$ 13,658,565</u>
LIABILITIES & EQUITY	
Liabilities	
Current Liabilities	
Accounts Payable	\$ 175,256
Accrued Other	\$ 8,210
Deferred Property Taxes	\$ 306,100
Building Deposits	\$ 34,700
Due To Other Funds	\$ 900,812
Tax Rebates	\$ 44,857
Total Current Liabilities	<u>\$ 1,286,468</u>
TOTAL LIABILITIES	<u>\$ 1,461,724</u>
Fund Balances	
Retained Earnings	\$ 8,083,650
Net Income	\$ 1,832,682
Grainger Property Reserve	\$ 2,280,509
Total Equity	<u>\$ 12,196,841</u>
TOTAL LIABILITIES & EQUITY	<u>\$ 13,658,565</u>

Fixed Assets

	<u>April 2021</u>
Fixed Assets	
Total Land	9,702,549.00
Total Land Improvements	1,566,166.92
Landscaping	
Non - SSA	
Accumulated Depreciation NonSSA	-1,375.03
Non - SSA - Other	314,881.59
Total Non - SSA	<u>313,506.56</u>
SSA 3	
Accumulated DepreciationSSA2	-3,561.00
SSA 2 - Other	685,533.00
Total SSA 3	<u>681,972.00</u>
SSA 6	
Accumulated DepreciationSSA 6	-291.00
SSA 6 - Other	52,854.42
Total SSA 6	<u>52,563.42</u>
Total Landscaping	<u>1,048,041.98</u>
Lighting	
SSA#3	Disposed of
Accumulated Depreciation SS#3	0.00
SSA#3 - Other	0.00
Total SSA#3	<u>0.00</u>
Total Lighting	
Paved Streets	
Non -SSA	
Accumulated Depreciation NONSSA	-3,764.67
Non -SSA - Other	2,117,959.79
Total Non -SSA	<u>2,114,195.12</u>
SSA 3	
Accumulated DepreciationSSA3	-3,952.00
SSA 3 - Other	1,663,570.00
Total SSA 2	<u>1,659,618.00</u>
SSA 3	
Accumulated Depreciation SSA 3	-1,062.34
SSA 3 - Other	597,870.93
Total SSA 3	<u>596,808.59</u>
SSA 6	
Accumulated Depreciation SSA 6	-1,122.00
SSA 6 - Other	473,226.00
Total SSA 6	<u>472,104.00</u>
Total Paved Streets	4,845,456.71
Sanitary Sewer	
SSA 4	
Accumulated Depreciation SSA 4	-805.79
SSA 4 - Other	225,759.87
Total SSA 4	<u>224,954.08</u>
Total Sanitary Sewer	<u>224,954.08</u>
Storm Sewer	
Non SSA	89,879.69
Accumulated Depreciation NonSSA	-14,056.25
Total Non SSA	<u>75,823.44</u>
SSA 2	
Accumulated Depreciation SSA 2	-450.00
SSA 2 - Other	135,725.00
Total SSA 2	<u>135,275.00</u>
SSA 6	
Accumulated Depreciation SSA 6	-577.00
SSA 6 - Other	174,364.00
Total SSA 6	<u>173,787.00</u>
Total Storm Sewer	<u>386,364.44</u>
Total Fixed Assets	<u>17,773,533.13</u>

1000 - General Fund

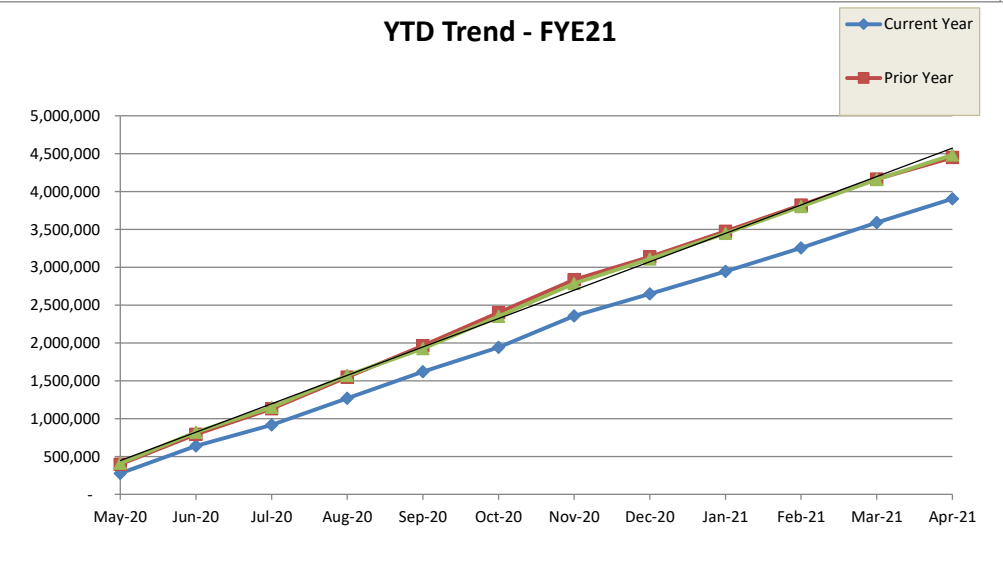
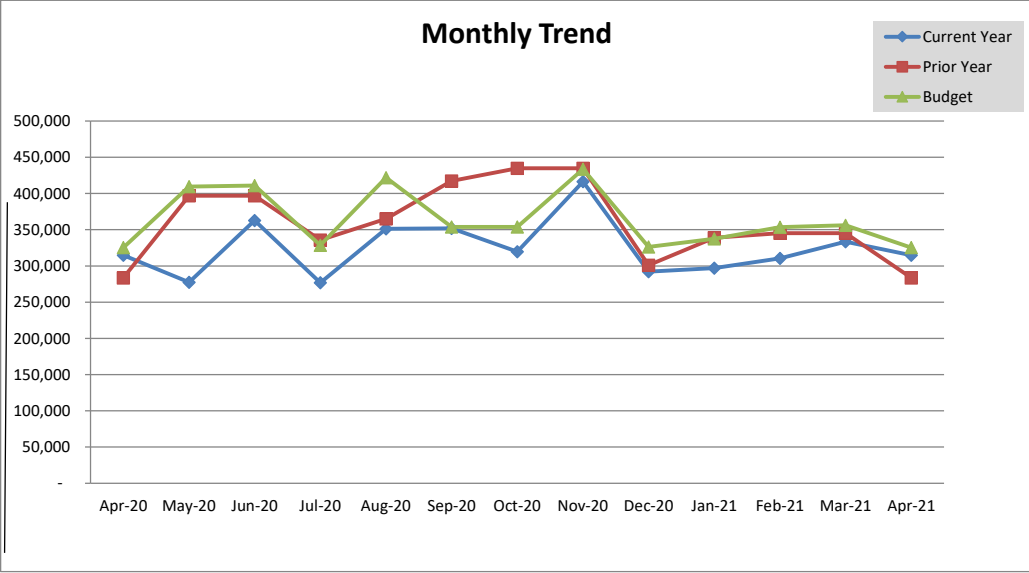
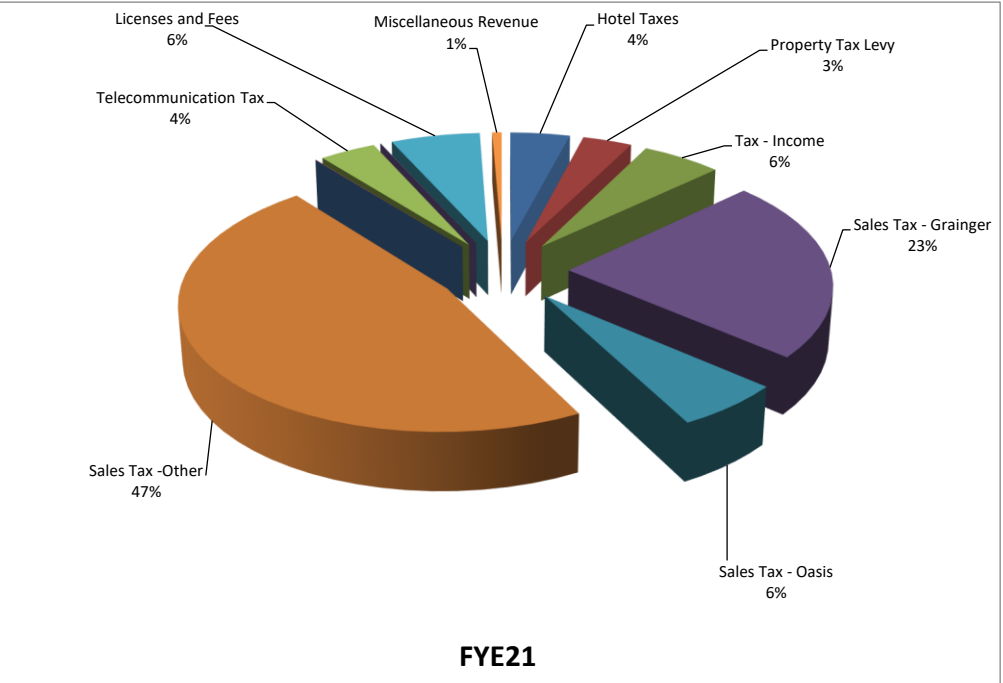
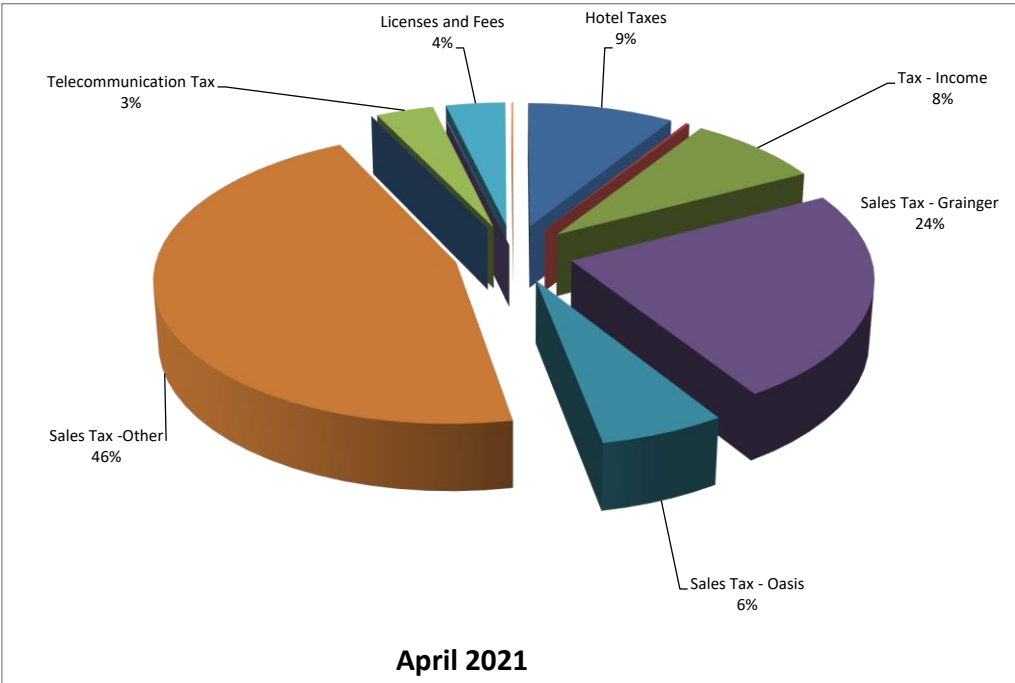
	Prior Period 2020	Current Period Actual	Current Period Budget	Current Period Budget Variance	Prior Period YTD 2020	Current Year Actual	YTD Budget - Original	% Budget Used	Total Budget - Original
Operating Revenue									
Program Revenue									
Taxes									
Hotel Taxes	(22,010)	28,068	47,917	(19,849)	532,128	158,452	575,000	28%	575,000
Illinois Income Tax	5,633	6,738	5,633	1,106	59,286	62,706	62,000	101%	62,000
Illinois Use Tax	6,485	1,595	1,500	95	23,795	24,456	18,000	136%	18,000
Personal Property Replacement	96	54	42	12	1,393	1,218	1,300	94%	1,300
Property Tax Levy	-	766	0	766	134,664	131,800	135,000	98%	135,000
Real Estate Transfer Tax	7,765	17,175	7,765	9,410	34,652	88,690	30,000	296%	30,000
Road & Bridge Tax Share	-	226	0	226	34,480	37,133	35,000	106%	35,000
Sales Tax - Oasis	(2,216)	18,900	23,200	(4,301)	354,478	231,227	370,000	62%	370,000
Sales Tax - Grainger	77,734	74,323	77,083	(2,761)	914,073	897,055	925,000	97%	925,000
Sales Tax -Other	160,652	143,909	124,540	19,369	1,700,116	1,815,854	1,700,000	107%	1,700,000
Cannabis Use Tax	77	62	42	20	115	447	500	89%	500
Illinois Charitable Games Tax	-	-	0	-	-	1,413	0	0%	0
Telecommunication Tax	26,147	11,006	9,833	1,172	136,361	150,657	118,000	128%	118,000
TOTAL TAX	260,364	302,820	297,554	5,266	3,925,541	3,601,109	3,969,800	91%	3,969,800
Licenses & Fees									
Building Permit Services	14,693	8,792	12,500	(3,708)	139,611	221,858	150,000	148%	150,000
Cable Franchise Fees	2,324	2,544	2,324	220	9,156	9,598	9,000	107%	9,000
Liquor License Fees	-	-	-	-	6,000	6,000	6,000	100%	6,000
Zoning & Miscellaneous Permit	-	-	-	-	12,300	-	10,000	0%	10,000
Total Licenses & Fees	17,017	11,336	14,824	(3,488)	167,068	237,455	175,000	136%	175,000
Fines & Forfeitures									
Circuit Court Fees	170	209	417	(207)	2,561	1,285	5,000	26%	5,000
Total Program Revenue	277,551	314,365	312,795	1,570	4,095,170	3,839,849	4,149,800	93%	4,149,800
Investment Income									
Investment Income	6,100	320	12,500	(12,180)	141,447	15,125	150,000	10%	150,000
Total Investment Income	6,100	320	12,500	(12,180)	141,447	15,125	150,000	10%	150,000
Other Income									
Capital Project	-	-	-	-	0	0	0	0%	2,250,000
Miscellaneous Revenue	-	-	-	-	950	9,950	5,000	199%	5,000
Total Other Income	-	-	-	-	950	9,950	5,000	199%	5,000
TOTAL MISCELLANEOUS REVENUE	6,100	320	12,500	(12,180)	142,397	25,075	155,000	1%	2,405,000
Total Operating Revenue	283,651	314,685	325,295	(10,609)	4,237,567	3,864,924	4,304,800	59%	6,554,800
Total Revenue	283,651	314,685	325,295	(10,609)	4,237,567	3,864,924	4,304,800	59%	6,554,800

1000 - General Fund

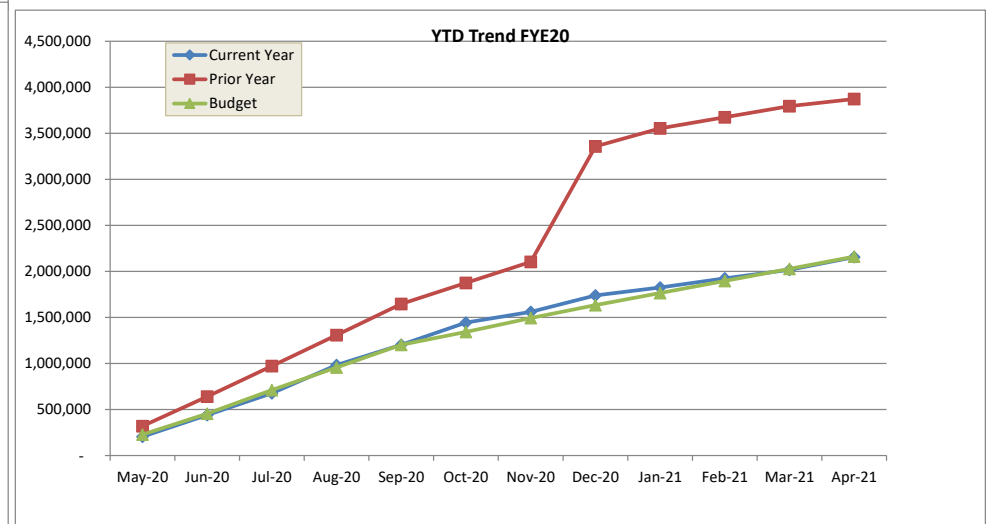
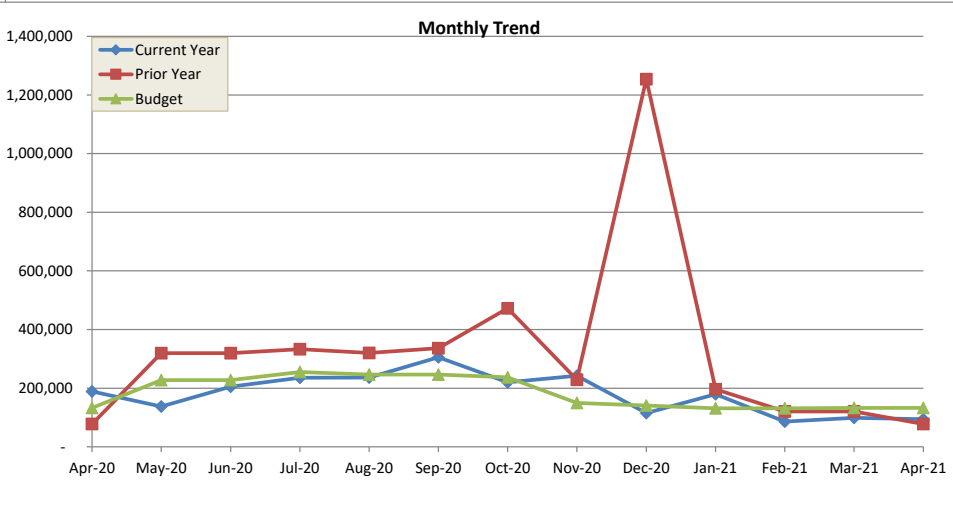
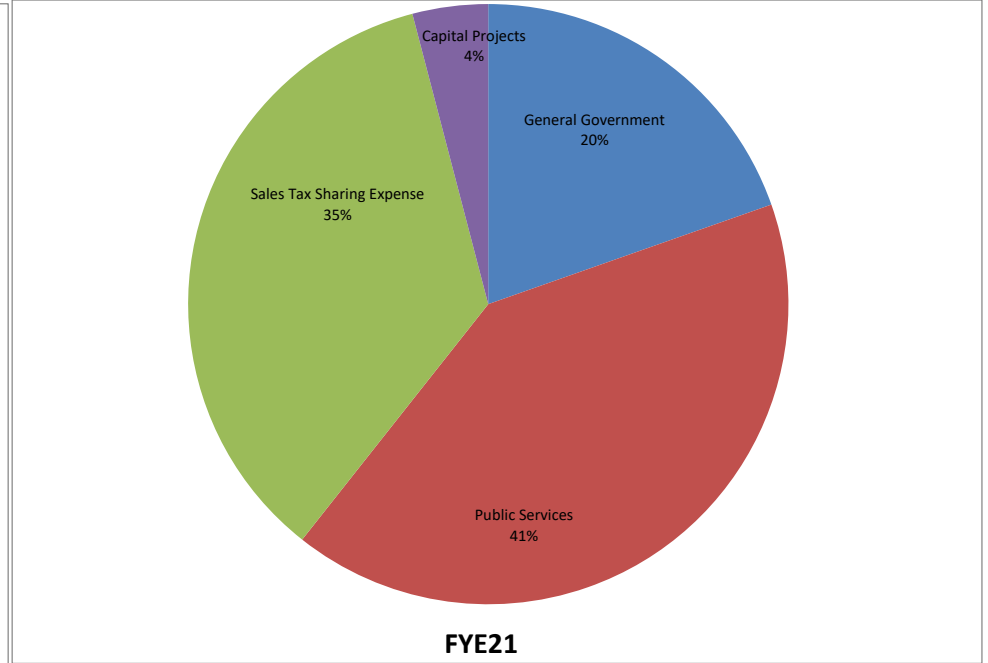
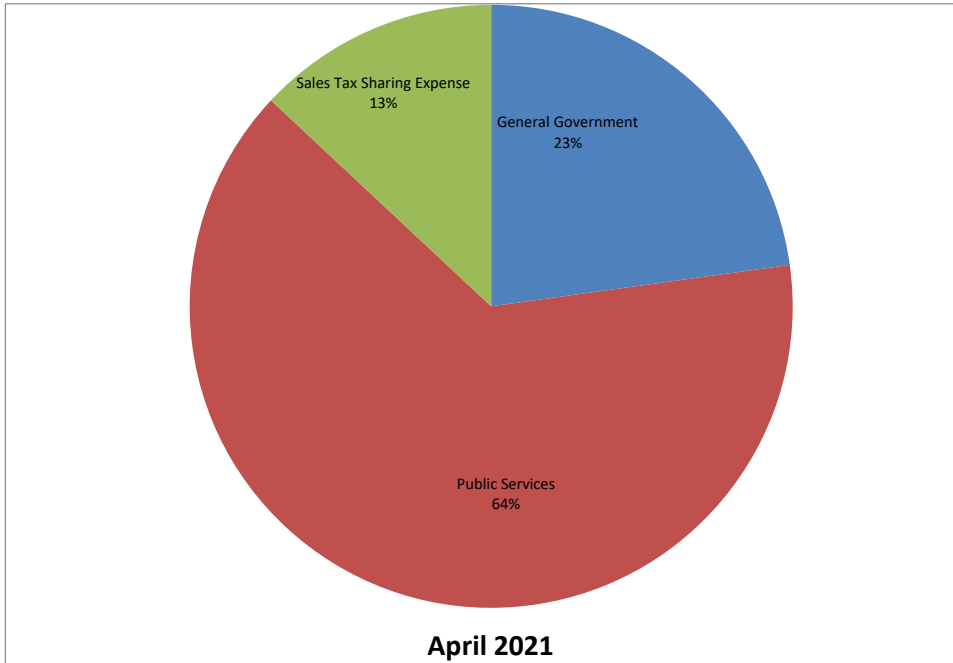
			Current Period		Prior Period YTD 2020	Current Year Actual	YTD Budget Original	% Budget Used	Total Budget Original
	Prior Period 2020	Current Period Actual	Current Period Budget	Budget Variance					
Expenditures									
Program Expenses									
General Government									
Auditing	-	-	0	-	27,050	27,750	27,500	101%	27,500
Bank Fees	328	304	100	204	1,950	3,743	1,200	312%	1,200
Consultants	1,519	1,524	1,167	357	16,087	18,510	14,000	132%	14,000
Dues & Subscriptions	-	-	741	(741)	1,156	1,165	1,100	106%	1,100
Financial & Accounting Services	3,890	3,890	3,890	-	45,660	46,680	46,000	101%	46,000
Insurance & Bonds	994	1,012	1,012	0	11,950	12,137	12,000	101%	12,000
Legal Expense	9,551	10,832	10,000	832	114,489	172,458	120,000	144%	120,000
Maps & Surveys	-	-	83	(83)	-	-	1,000	0%	1,000
Miscellaneous	142	60	625	(565)	3,041	1,550	7,500	21%	7,500
Office Supplies	-	99	333	(235)	4,339	3,029	4,000	76%	4,000
Planning Consultants	-	-	417	(417)	34,101	-	5,000	0%	5,000
Postage & Copying	-	22	42	(20)	-	319	500	64%	500
Printing & Publishing	64	3,966	250	3,716	1,902	5,418	3,000	181%	3,000
Recording Fees	-	-	42	(42)	75	50	500	10%	500
Telephone	214	208	208	(0)	2,552	2,612	2,500	104%	2,500
Village Administrator	5,667	5,667	5,667	-	66,250	68,000	66,500	102%	66,500
Village Clerk	4,924	2,860	3,542	(682)	44,384	45,891	42,500	108%	42,500
Village Office & Meeting Space	1,495	833	1,867	(1,034)	18,071	14,961	22,400	67%	22,400
TOTAL GENERAL GOVERNMENT	28,789	31,276	29,985	1,291	393,057	424,273	377,200	112%	377,200
Public Service									
Building Services	10,000	10,000	15,000	(5,000)	179,606	191,643	180,000	106%	180,000
Building Permit Services	1,707	14,819	2,083	12,736	42,099	53,967	25,000	216%	25,000
Building Permit Services -Reimbursable	-	-	0	-	-	-	0	0%	0
Disposal Services	4,887	5,014	4,917	97	58,643	59,418	59,000	101%	59,000
Engineering Services	11,037	52,622	8,333	44,289	101,824	155,480	100,000	155%	100,000
Engineering Service-Reimbursable	-	-	0	-	-	-	0	0%	0
Mosquito Control	-	-	0	-	26,304	26,689	27,000	99%	27,000
Police & Security	3,252	(7,909)	14,667	(22,576)	160,827	146,630	176,000	83%	176,000
Road & Bridge Maintenance	18,706	7,000	15,333	(8,333)	142,130	103,173	184,000	56%	184,000
Snow & Ice Control	3,703	2,668	5,083	(2,415)	24,484	27,694	30,500	91%	30,500
Salt	1,137	-	0	-	8,786	8,374	0	0%	0
Special Events	-	-	0	-	5,351	-	6,000	0%	6,000
Village Property & Maintenance	2,173	3,771	9,333	(5,563)	83,004	113,939	112,000	102%	112,000
Water Engineering & Maintenance	-	-	208	(208)	-	254	2,500	10%	2,500
TOTAL PUBLIC SERVICE	56,601	87,984	74,958	13,026	833,058	887,262	902,000	98%	902,000
Revenue Sharing									
Hotel Tax Sharing	(6,603)	8,420	12,580	(4,159)	159,638	47,536	172,500	28%	172,500
Property Tax Sharing	-	-	0	-	600,000	600,000	600,000	100%	600,000
Sales Tax Sharing	(1,108)	9,450	15,010	(5,560)	177,239	115,614	185,000	62%	185,000
TOTAL TAX SHARE	(7,711)	17,870	27,590	(9,719)	936,877	763,149	957,500	80%	957,500
Total Program Expenses	77,679	137,130	132,533	4,598	2,162,992	2,074,684	2,236,700	93%	2,236,700
Miscellaneous									
Capital Projects									
Real Estate Purchase	-	-	-	-	-	-	-	0%	5,700,000
Capital Asset	-	-	-	-	-	88,000	-	0%	0
Total Capital Projects	-	-	-	-	-	88,000	0	2%	5,700,000
Capital Debt									
Debt Service	-	-	-	-	1,215,044	0	0	0%	600,000
Total Miscellaneous	-	-	-	-	1,215,044	88,000	0	1%	6,300,000
Total Expenditures	77,679	137,130	132,533	4,598	3,378,036	2,162,684	2,236,700	25%	8,536,700
Net Revenue Over Expenditures	205,972	177,555	192,761		859,531	1,702,239	2,068,100		(1,981,900)

General Fund Expenditures

Revenue - General Fund



Expense Graph - General Fund



All Other Funds													
	SSA# 3	SSA# 4	SSA# 5	SSA# 7	SSA# 9	SSA# 10	SSA# 11	SSA# 13	SSA#14	SSA# 15	Rebuild Illinois	Motor Fuel Tax	SSA#2 Debt Service
ASSETS													
Current Assets													
Checking/Savings													
Held by Trustee													
Illinois Funds - U.S. Bank													
Northern Trust													
Total Checking/Savings													
Total Current Assets													
TOTAL ASSETS													
LIABILITIES & EQUITY													
Liabilities													
Long Term Liabilities - Debt													
Total Liabilities													
Fund Balances													
Reserved for Debt Service													
Reserved/Designated													
Unreserved and Undesignated													
Total Fund Balance													
TOTAL LIABILITIES & EQUITY													

1-May-21	SSA# 3	SSA# 4	SSA# 5	SSA# 7	SSA# 9	SSA# 10	SSA# 11	SSA# 13	SSA#14	SSA#15	Rebuild Illinois	Motor Fuel Tax	SSA#2 Debt Service
Beginning Balance Cash basis	(347,184)	73,462	47,604	65,536	53,796	1,670	13,070	6,962	18,425	(549,087)	18,024	132,108	1,465
Revenue													
Property Tax	5	-	0	0	2	0	0	66	37	1,556			
MFT Allotments		1										1,549	
Rebuild Illinois													
Bond Proceeds													
Miscellaneous													
Interest Income												5	
Total Revenue	5	1	0	0	2	0	0	66	37	1,556	-	1,553	-
Expenditures													
Building Permit Services													
Engineering Services		1,702											
Miscellaneous													
Professional Fees													
Legal													
Tree Maintenance													
Road & Bridge Maintenance													
Police & Security	8												
Snow & Ice Control	1,332			743									
Contractual Maintenance		252											
Traffic Control	180				683								
Capital Expenditures													
Bank Fees													25
Transfers in/(out)													
Bond Issue Principal													
Bond Issue Interest													
Total Expenditures	1,520	1,953	-	743	683	-	-	-	-	-	-	-	25
	(1,514.49)	(1,952.53)	0.08	(742.64)	(681.02)	0.27	0.31	65.66	37.04	1,556.05	-	1,553.30	(25.00)
Reserve	(348,698)	71,509	47,604	64,793	53,115	1,670	13,070	7,028	18,462	(547,531)	18,024	133,661	1,440

Notes

- SSA #2 - Debt Service for the Woodland Falls Improvements
- SSA #2 - Capital Project - the remaining proceeds from the Woodland Falls bond issue
- SSA #3 - ongoing maintenance of the Woodland Falls Improvements
- SSA #4 - ongoing maintenance of the Oasis Business Park Sewer Improvements
- SSA #5 - ongoing maintenance of the Oasis Business Park Road Improvements
- SSA #7 - ongoing maintenance of the Riverside Preserve Improvements
- SSA #9 - ongoing maintenance of the Deerpath Farms Improvements
- SSA #10 - Nektosha Way
- SSA #11 - Nektosha Way Maintenance
- SSA #13 - Hamilton Estate Tree Planting
- SSA #14 - Hamilton Estate Tree Maint
- SSA #15 - Water Main Extension

	actual May 20	actual June 20	actual July 20	actual August 20	actual September 20	actual October 20	actual November 20	actual December 20	actual January 21	actual February 21	actual March 21	actual April 21
Income												
Hotel Tax	3,562	5,245	9,092	20,968	24,835	14,148	12,964	9,941	9,660	10,113	9,856	28,068
Illinois Income Tax	5,515	3,416	5,424	7,416	4,202	6,085	4,112	3,640	5,800	6,132	4,226	6,738
Illinois Use Tax	1,360	1,730	1,831	2,036	2,056	2,079	1,980	2,065	2,164	2,306	3,254	1,595
Personal Property Replacement Tax	27	0	28	20	0	26	0	7	32	965	60	54
Property Tax	3,032	54,726	6,014	0	26,781	33,984	5,381	0	1,116	0	0	766
Real Estate Transfer Tax	0	1,300	10,475	10,040	13,210	1,415	8,165	0	11,660	8,050	7,200	17,175
Road & Bridge Tax Share	767	13,578	1,668	3,667	4,947	10,313	1,634	0	333	0	0	226
Sales Tax- Oasis	23,482	19,203	10,367	14,793	20,322	23,541	23,325	21,756	20,295	16,835	18,408	18,900
Sales Tax-Grainger	74,302	79,367	75,773	73,819	70,454	75,109	69,426	78,453	84,351	68,184	73,494	74,323
Sales Tax- Other	122,326	154,819	110,216	130,397	132,233	144,066	270,906	140,521	148,545	158,973	158,944	143,909
Cannabis Use Tax	26	20	27	30	41	27	31	26	60	49	48	62
Illinois Charitable Games Tax	0	0	0	1,413	0	0	0	0	0	0	0	0
Telecommunications Tax	12,773	14,310	16,485	11,293	12,323	13,071	11,889	11,895	12,106	11,712	11,854	11,006
Building Permits & Inspections	25,559	6,000	16,405	2,329	39,722	27,164	3,453	22,753	0	24,081	45,601	8,792
Cable Franchise Fees	0	0	0	2,338	0	0	2,348	0	0	2,367	0	2,544
Liquor License Fees	0	6,000	0	0	0	0	0	0	0	0	0	0
Zoning & Miscellaneous Permit Fees	0	0	0	0	0	0	0	0	0	0	0	0
Circuit Court Fines & Fees	0	53	0	0	0	158	122	312	314	117	0	209
Investment Income	4,692	2,929	1,646	1,646	857	708	663	661	613	510	448	320
Miscellaneous Revenue	0	0	9,950	0	0	0	0	0	0	0	0	0
Total Income	277,423	362,694	275,401	282,205	351,983	351,894	416,337	292,029	297,049	310,394	333,393	314,685
Expense												
Auditing	3,500	0	15,000	4,300	4,950	0	0	0	0	0	0	0
Bank Fees	319	306	298	318	304	318	301	341	327	297	310	304
Consultants	815	609	1,996	1,308	1,677	2,472	1,275	939	3,639	518	1,522	1,524
Dues & Subscriptions	0	0	0	130	145	150	0	0	0	0	741	0
Financial & Accounting Services	3,890	3,890	3,890	3,890	3,890	3,890	3,890	3,890	3,890	3,890	3,890	3,890
Insurance and Bonds	994	994	994	994	994	994	1,012	1,012	1,012	1,112	1,012	1,012
Legal Expenses	7,157	4,616	8,899	5,214	23,677	25,873	26,611	21,864	13,371	9,126	15,219	10,832
Maps & Surveys	0	0	0	0	0	0	0	0	0	0	0	0
Miscellaneous Expenditures	184	89	145	163	258	73	86	42	338	22	70	60
Office Supplies	107	284	786	500	0	370	185	128	58	108	358	99
Planning Consultants	0	0	0	0	0	0	0	0	0	0	0	0
Postage & Copying	0	110	0	22	22	55	55	0	0	22	22	22
Printing & Publishing	71	0	133	0	0	656	0	36	57	545	208	3,966
Recording Fees	50	0	0	0	0	0	0	0	0	0	0	0
Telephone	214	214	216	216	216	290	210	207	208	208	208	208
Village Administrator	5,667	5,667	5,667	5,667	5,667	5,667	5,667	5,667	5,667	5,667	5,667	5,667
Village Clerk	3,393	3,982	3,793	3,793	4,812	3,911	3,664	5,110	3,553	3,240	3,780	2,860
Village Office & Meeting Space	1,731	1,534	2,193	1,659	1,313	400	1,213	813	813	813	833	833
Building Services	10,000	30,767	10,000	10,000	10,000	10,000	10,000	60,876	10,000	10,000	10,000	10,000
Building Permit Services	1,241	3,158	1,996	3,447	1,804	9,757	1,866	4,494	1,898	8,839	384	14,819
Building Permit Services Reimb	0	0	0	0	0	0	0	0	0	0	0	0
Disposal Services	4,887	4,887	4,887	4,887	4,887	4,968	4,991	4,991	4,991	5,014	5,014	5,014
Engineering Services	16,981	15,134	7,797	8,976	10,283	10,676	6,080	5,761	3,877	8,675	8,620	52,622
Engineering Services Reimb	0	0	0	0	0	0	0	0	0	0	0	0
Mosquito Control	2,368	6,285	10,202	7,834	0	0	0	0	0	0	0	0
Police & Security	9,173	14,118	13,980	13,678	13,865	13,726	13,481	14,613	14,355	13,173	14,339	-7,909
Road & Bridge Maintenance	16,665	0	27,209	28,682	7,600	10,112	4,975	0	0	0	3,400	7,000
Snow & Ice Control	0	0	0	0	0	0	789	4,640	4,906	16,459	1,787	2,668
Special Events	0	0	0	0	0	0	0	0	0	0	0	0
Village Property & Maintenance	2,714	27,922	8,289	6,728	5,763	22,093	4,143	29,800	0	0	0	3,771
Water Engineering/Maintenance	0	0	254	0	0	0	0	0	0	0	0	0
Hotel Tax Sharing	1,069	1,574	2,728	6,290	7,451	4,244	3,889	2,982	2,898	3,034	2,957	8,420
Property Tax Sharing	100,000	100,000	100,000	100,000	100,000	100,000	0	0	0	0	0	0
Sales Tax Sharing -Lake Forest	11,741	9,601	5,184	7,397	10,161	11,771	11,662	10,147	8,418	9,201	9,450	9,450
Capital Projects	0	0	0	79,200	0	0	8,800	0	0	0	0	0
Total Expense	204,931	235,741	236,536	305,293	219,739	242,466	114,845	179,082	86,006	99,178	94,156	137,130
Net from Operations	72,492	126,953	38,865	-23,088	132,244	109,428	301,492	112,947	211,043	211,216	239,237	177,555

Pre Approved
April 2021

Name	Account	Description	
Lake Forest Bank & Trust			
AT&T	Contract Maintenance	SSA#4 Lift Station	115.47
Comcast Business	Telephone	Telephone - Internet	151.48
Northern Trust Credit Card			
	Village Office & Meeting Space	Life Storage Rentals	833.00
	Consultant & Outside Services	Zoom US	54.99
	Consultant & Outside Services	MSFT Email Service	160.00
Total Northern Trust Credit Card			<u>1,047.99</u>
Total Pre Approved Lake Forest Bank & Trust			<u>1,314.94</u>
Grand Total Pre Approved			<u><u>1,314.94</u></u>

Unpaid Bills Detail
as of May 14, 2021

Name	Account	Description	
American Legal	Printing & Publishing	2021 S-8 Folio/Internet Supplement Pages	3,889.75
B&F Construction Code Services, Inc	Building Permit Services	18831-865 Gregory residence at 26243 Farwell Road	1,573.21
	Building Permit Services	18811-854 13753 Boulton Blvd - Impact Networking generator	300.00
	Building Permit Services	18802-851 18 Alexandra Dr	200.00
	Building Permit Services	18781-838 15210 Little St Marys Rd - Conley caretake house	200.00
	Building Permit Services	18750-818 Impact Networking 2 story building	50.00
	Building Permit Services	18792-846 Icon Lot21 Farwell Rd	1,273.14
	Building Permit Services	18798-850 14319 Riteway Road master bathroom DeSouza	210.00
	Building Permit Services	18675 - 775 13833 Boulton Blvd Office Conversion	3,544.80
	Building Permit Services	18248-708 5 Hickory Dr - YU-Shen Residence	70.00
Total B&F Construction Code Services, Inc			7,421.15
Bob Irvin Consulting, LLC	Village Administrator	Administrator Services	5,666.66
	Miscellaneous	Mileage & Other	28.56
	Telephone	Telephone & Internet - Administrator	56.55
Total Bob Irvin Consulting, LLC			5,751.77
Com Ed	SSA#3	SSA#3 Traffic Control #9018	8.38
	SSA#3	SSA#3 Street Lighting #6026	179.97
	Contract Maintenance	SSA#4 Sewer Maint #1048	136.33
	Police & Security	GF-Street Lighting #3008	28.93
	Police & Security	GF-Street Lighting #2015 March service NOTE:Added locations	196.79
Total ComEd			550.40
Daily Herald	Printing & Publishing	Posting New Budget	75.90
Dunlap Lawn Service	Road & Bridge Maintenance	Dunlap Right of Way Maintenance Program	6,200.00
	Village Property & Maintenance	Whippoorwill Park Maintenance - Dunlap	225.00
Total Dunlap Lawn Service			6,425.00
Dunlap Tree Experts	Road & Bridge Maintenance	Emergency Tree removal cleanup - Dunlap	800.00
FastSigns International, Inc.	Printing & Publishing	Turtle Crossing Sign	61.06
Forest Builders, Inc.	Snow & Ice Control	General Fund	3,850.80
	Snow & Ice Control	SSA#3 s/b 30% share of total	1,650.34
	Snow & Ice Control	SSA#7 s/b 17% share of total	1,112.80
Total Forest Builders, Inc.			6,613.94
Gallo Sandy, LLC.	Miscellaneous	Mileage	31.02
	Village Clerk	Clerk Services	2,860.00
Total Gallo Sandy, LLC.			2,891.02
Gardner Phillips	Consultants & Outside Services	News letter	900.00
Hey and Associates, Inc	Engineering Services	Hey & Associates- Stormwater Management Study	40,512.50
Howe Security	Police & Security	Mettawa Patrol - Includes gas and truck lease	7,470.43
IDOT	Traffic Signals	SSA#9 IL 60 @ WW Grainger, West Entrance	683.25
James Anderson Company	Engineering Services	17084-062 Public Utilities	185.63
	Engineering Services	16550-105 General Engineering	8,796.45
	Engineering Services	17581-057 The Crest Subdivision	281.25
	Engineering Services	18112-629 Code violations	1,912.34
	Engineering Services	18253-640 Oasis Business Center sanitary system SSA#4	1,701.58
	Engineering Services	18823-858 Watershed - Stormwater concerns	933.73
	Building Services	16556-118 Building Services	10,000.00
Total James Anderson Company			23,810.98

Unpaid Bills Detail
as of May 14, 2021

Name	Account	Description	
Klein, Thorpe and Jenkins, Ltd.			
	Legal Expenses	General Zoning Matters	484.00
	Legal Expenses	General Matters	2,266.00
	Legal Expenses	Grainger Annexation & Real Estate Acquisition	1,258.68
	Legal Expenses	Lys vs Village Litigation	6,017.25
	Legal Expenses	780 - Rojas Variation Requests	371.63
	Legal Expenses	786 - Sapphire Stable Litigation	434.50
Total Klein, Thorpe and Jenkins, Ltd.			10,832.06
Lake County Collector	Village Property & Maintenance	Property Tax - Full year	295.68
Lakes Disposal Services	Disposal Service	Disposal Service - 218 homes serviced as of Feb	5,014.00
O'Mary Dorothy	Financial & Accounting Services	Financial & Accounting	3,890.00
	Postage	Stamps	22.00
Total O'Mary Dorothy			3,912.00
Pizzo & Associated, LTD	Village Property & Maintenance	Pizzo & Associates MacLean Oasis Park Site 1 of 8	3,250.00
Sheriff's Office	Police & Security	Lake County Contract Police Service	6,254.83
Siepka Joe	Consultants & Outside Services	Website & email Support	178.75
Sikich, LLP	Audit	Progress billing pre approval FYE21-22	3,750.00
SSG Services	Consultants & Outside Services	Computer Maintenance	230.00
Staples	Office Supplies	Ink for Clerks office printer	98.76
White Lodging	Hotel Tax Share	30% Tax Share	64,261.21
Total Accounts Payable			205,934.44
 Pre Approved Accounts Payable			 1,314.94
 Total Approval			 207,249.38

Year to Date Payments		
Name	FY 2021	Amount
Abila		1,062.88
American Legal Publishing		495.00
AT&T		1,367.44
B&F Construction Code Services,Inc		24,908.23
Blackboard Connect, Inc		1,627.54
Blood Hound, LLC		787.50
Bob Irvin Consulting,LLC		71,501.70
Canopy Tree Specialists		15,250.00
City of Lake Forest		123,569.91
Clarke Environmental Mosquito Control		26,689.00
CNA Surety		100.00
ComEd		5,857.14
Comcast Business		1,855.67
Copenhaver Construction, Inc		88,000.00
Cynthia A Pavesich & Associates		4,844.50
Daily Herald		929.20
Deerpath Farm Homeowner's Association		9,586.00
Deluxe Business Forms		284.42
Dunlap Lawn Service		48,115.29
Dunlap Tree Experts		21,225.00
Forest Builders		114,859.96
Gallo Sandy		431.56
Gardner Phillips		3,600.00
Gewalt Hamilton Associates, Inc		254.00
GOVTEMPUSA, LLC		35,385.04
Hamilton Partners SSA#3		7,573.28
Hey & Associates, Inc		6,237.50
Hilton Garden Inn		2,600.00
Howe Security		89,962.54
ICRMT		12,150.00
IDOT		2,733.00
Illinois Municipal League		150.00
ILM		9,520.00
International Code Council, Inc		145.00
James Anderson Company		332,105.48
Jose S. Yu and Ann X Shen		2,700.00
Klein, Thorpe and Jenkins,Ltd.		171,177.48
Lake County Municipal League		740.65
Lake County Recorder		50.00
Lake County Tax Collector		551.90
Lakes Disposal Services		59,290.70
Lake Forest Bank		3,468.54
Magdalena Hirata		450.20
Metropolitian Mayors Caucus		130.00
Morton Salt, Inc		9,749.16
Northern Trust Bank & Trust		460.00
Northern Trust Credit Card		13,266.09
O'Mary Dorothy		46,867.00
Pearson Fence Co.,Inc		915.00
Perfect Cut Tree Services		6,465.00
Pizzo & Associates		57,750.03
Poul's Nursery		600.00
Premier Global Services		3,687.00
Quality Blacktop, Inc		5,900.00
R&S Bristol Farm, LLC		12,869.00
Sandy Gallo, LLC		10,331.77
Sheriff's Office		64,397.53
Sign-A-Rama		285.00
Sikich, LLP		27,750.00
Siepka Joe		2,761.24
SSG Services		3,116.25
Staples Credit Plan		1,825.49
TrueGreen Commercial		3,595.97
US Postmaster - Libertyville		322.00
Village of Mettawa - MFT		18,024.72
Village of Vernon Hills		3,638.47
White Lodging Service Corp.		178,363.00

Total

1,777,262.97

**Property Tax Rebate
2020**

ADI	Morry & Renda	2,411.78	DREIFUSS	David & Juli	3,110.32
ADI	Kennan & Renda	2,551.14	FALBE	Lawrence	2,421.15
AHMAD	Manzoor & Rozina	2,507.52	FANTUS	Richard & Pamela	5,577.14
ANDERSON	Mary Jane	5,345.86	FARMER	Tim & Amy	2,403.59
ARMSTRONG	Carol	1,383.60	FIOCCHI	John	5,149.12
ARNOLD	Charles & Kate	4,166.31	FIORE	Rocco & Paula	4,254.73
ATTAR	Adnan & Sana	6,491.15	FORREST	Jason & Amy	2,488.49
AXENTE	Daniel	1,712.67	GERHARDT	Armin	6,480.02
BAEZ	Stephen & Wha-Soon	1,718.81	GOORIS	Daniel & Leslie	1,626.89
BAIG	Mirza & Sabahath	2,537.97	GRAY	Keith	3,255.82
BECK	Herbert & Juliann	3,345.99	GREENHILL	Charles	7,682.11
BERBAS GINAKAKIS	Juliane	3,523.99	HAN	Dong & Chung	3,682.67
BOHM	Denis & Roberta	2,508.10	HANSEN	William	3,395.76
BOLLHOFFER	Roy	1,453.28	HEINZ	Thomas & Ann	2,478.24
BOULIERIS	Angelo & Catherine	1,869.00	HEYTOW	Mitzi	6,714.82
BRADLEY	John & Cathy	2,884.89	HOLLAR	Robert	3,272.22
BRADY	Michael & Lisa	6,590.98	HOWATT	James & Kimberly	6,723.31
BRESLOW	Clifford	2,604.42	IMMERMAN	Amy	1,347.30
BUELL	Brad	2,364.06	JACOB	Mark & Ann Shorrock	5,119.85
BUSH	David & Heather	4,509.14	JOSEPH	Carolanne	7,922.76
BUSSCHER	Robert	6,357.06	JUHREND	Bernice	4,114.20
BYRNE	Janice & Dominic	2,835.41	KALLISON	Corey & Danielle	2,627.84
CAHILL	John & Sarabess	4,147.29	KAPLAN	Howard & Ricki	7,480.40
CHAINSKI	Margaret	3,992.71	KLASSMAN	Cynthia & Brian	4,447.66
CHUDY	Matthew & Michelle	5,566.89	KOFFEL	John	8,930.45
CLARK	Jeffery & Gwen	2,979.16	KRUGLICK	Dorothy	6,195.46
CLATCH	Laura	3,464.27	KRUSINSKI	Catherine	3,791.29
COHN	Andrew	3,172.68	KURTIS	William	7,115.91
COLE	Bob & Elaine	4,771.16	LAFITA	Joseph & Vaishali	5,553.43
COLLINS	Christine	5,481.99	LANE	Brandon	4,086.39
COOK	Richard & Martina	1,803.42	LANE	Roger & Chris	3,389.91
CORK	Patricia	5,722.94	LAPINS/SHELDON	Ron/Pam	5,221.43
DANFORTH	Chad & Janet	2,608.52	LAVELLE	John & Andrea	4,154.31
DETERS	Gary & Susan	2,603.84	LEAHY	Catherine	5,509.81
DODD	Michael & Carrie	2,397.15	LEONARD	Elizabeth	3,582.25
DONATO	Anthony & Patricia	3,499.99	LEVIN	Richard & MaryLou	6,742.05
DONATO	Ronald & Carmella	1,905.30	LICCIONI	Roland	2,947.83

**Property Tax Rebate
2020**

LIN/ZHANG	Tao/Huiqun	3,159.79	POVZNER	Leonid	2,685.23
LIPHARDT	Peter & Laura	1,355.79	PREISER	Kristine	3,633.78
LOVE	Jason & Ashley	2,423.49	RAY	Jess & Marcia	3,944.11
LYONS	Adam & Gail	1,601.12	RITSOS	Peter	2,841.27
LYS	Thomas & Franziska	9,124.26	ROBERTSON	Jacqueline	2,831.61
MACLEAN	Barry	10,698.45	ROJAS	Arturo & Maria	7,554.76
MAIER	John	2,915.04	ROTH	Diane	2,583.64
MAISEL/COHEN TRIPOLI	Richard/Terre	1,478.16	RUPPE/KOZIMOR	Michael/Renee	3,653.10
MANCUSO	Richard & Shelley	5,858.19	SCHLITCHT	Lutz & Claudia	3,712.24
MARCINIAK	Margaret	3,944.11	SCHMIDT	Stevie	7,955.84
MATSUNAGA	Douglas & Barbara	10,673.27	SHAFFER/PETERS	Dean/Linda	9,567.21
MAYSTEAD	Andrew & Rebecca	4,215.21	SMOLIC	Svebor & Stephanie	4,347.24
MCCARTHY	Sean & Cathy	6,743.22	SOTO/KAUFMAN	Santiago/Miriam	2,482.93
MCCOLE	William & Jeanine	2,188.11	SPIGLANIN/VIGLIONE	Robert/Ninette	3,908.39
MEHTA	Parimal & Mansi	2,258.08	STANLEY	James & Dianne	4,804.83
MELUSO	Mark & Victoria	1,555.45	STARR	Jerome & Sherry	3,260.21
MENDINO	Joseph	4,324.99	STEPHENSON	Juliet	3,072.84
MILLAR	Tom & Martha	4,058.29	STOKOVICH	Debra	13,242.27
MONS	Allen	4,890.61	SWIFT	Mary & John	4,733.40
MURPHY	Christopher & Catherine	5,086.76	TAN	Jack	2,728.40
NELSON	Catherine	2,950.47	TAVAKOLI	Hassan & Margarita	3,013.12
NEWBERG	Donald	3,955.53	THIAGARAJAN	Kannan	2,630.77
NICHOLAS	Monica	4,439.17	TINDALL	Adrienne	6,479.15
NITISS/CARRUTHERS	Joseph/Karen	1,450.06	TOWNE	Tim	1,957.12
OBERMAN	Michael & Margo	10,969.84	TRENDLER	David	2,477.36
OLESEN	Martin & Shelly	2,930.56	TRULSON	Kathleen	3,700.82
ORLANDO	Pompei & Lucia	4,450.30	TURCHINSKY	Dean & Frances	2,888.40
PAPANOS/ZIAMPARAS	Nicholas/Ilioula	2,641.90	URLACHER	Casey	1,388.87
PARK	Chung	4,697.09	VANSELOW	Rick	2,255.74
PELECH	Michael & Debra	2,927.63	VIGLIONE	Josephine	4,178.32
PETRE	Cornel & Magdalena	2,837.46	WEILAND	Amy Sue	3,307.05
PHILLIPS	Frederick	3,600.70	WICKUM	Craig	3,005.51
PICKELL	Orren & Tina	6,542.97	WILLIAMSON/WRIGHT	Thomas/Andrea	2,458.33
PINK	Ronald	5,858.19	WING	Robert & Alecia	1,453.86
PISCITELLO	Christopher	5,079.15	WITTEN	Matt & Kourtney	2,188.11
			WOODRUFF	Sangston & Carey	3,829.64
			YOUNG	David	3,046.20
			ZAMOLO	Fabrice & Marguerite	5,527.66

\$ 600,000.00