



Treasurer's Summary Report for the Month of November, 2019

Monthly Variance

Revenue Income November

Revenue short of budget by \$35,044

Primary Revenue Drivers

> Sales Tax Other \$21,066 Under Budget
Although short of current budget, sales tax other is outperforming previous year actual

> Building Permit Services \$ 6,831 Under Budget
Accounts receivable created for checks received in November but not deposited until December.

Expenses November

Expenditures exceed budget by \$11,917

Primary Expense Drivers

> Building Services \$32,500 Over Budget
True up

Accrual for Hilton Garden Inn- room rental no invoice received.

Net revenue over expense for November \$212,603
Net revenue over expense Year to Date \$627,058

Actual vs. Budget

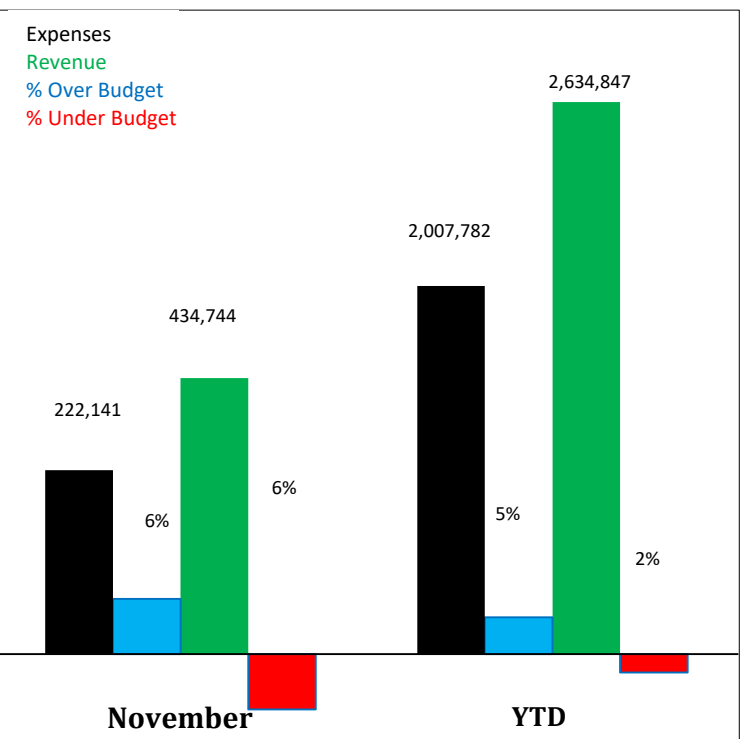
Net revenue to budget November \$29,374 6% Under
Net revenue to budget YTD \$57,780 2% Under

Net expenses to budget November \$11,919 6% Over
Net expenses to budget YTD \$92,807 5% Over

Discussion Points and Up Coming Events

Next payment is due June 15th, 2020
interest only \$ 17,815.63 (see note schedule pg. 3)
Last payment due December 15, 2026.

Grainger revenue is reserved per agreement for Capital Property Purchase.



**Village of Mettawa FY2018-2019
Treasurer's Report for the Period May 1, 2019 through April 30, 2020**

Submitted By: *Carol Armstrong*

1-Dec-19

Table of Contents

Summary	
Title Sheet	
Table of Contents.....	
Funds on Deposit.....	1
Balance Sheet.....	2
Capital Debt Schedules	
GO Bond Series 2011.....	3
Fixed Assets.....	4
General Fund	
General Fund Revenue.....	5
General Fund Expenditures.....	6
Revenue Graph.....	7
Expense Graph.....	8
Other Funds	
Balance Sheet.....	9
Statement of Revenues and Expenditures.....	10
General Fund Cash Flow.....	11
Pre-Approved Paid Bills.....	12
Bills Submitted for Village Board Approval.....	13
Bills Submitted for Village Board Approval pg 2	14
YTD payment history of vendors.....	15
Property Tax Rebate.....	16

Funds on Deposit

	May-19	19-Jun	Jul-19	19-Aug	Sep-19	19-Oct	Nov-19
General Commingled Accounts							
Northern Trust							
Opening balance	\$ 713,889.11	\$ 717,273.59	\$ 775,862.44	\$ 778,048.48	\$ 779,644.70	\$ 833,819.96	\$ 834,920.81
Cleared deposits	\$ 3,679.99	\$ 58,902.71	\$ 2,506.21	\$ 1,918.41	\$ 54,466.29	\$ 1,426.17	\$ -
Interest	\$ 9.12	9.14	9.90	9.92	9.93	10.63	10.29
Cleared disbursements	\$ (304.63)	(323.00)	(330.07)	(332.11)	(300.96)	(335.95)	(319.22)
Closing balance	\$ 717,273.59	\$ 775,862.44	\$ 778,048.48	\$ 779,644.70	\$ 833,819.96	\$ 834,920.81	\$ 834,611.88
U.S. Bank, Springfield - Illinois Funds							
Opening balance	\$ 4,852,724.57	\$ 5,090,698.95	\$ 5,339,860.11	\$ 5,593,284.97	\$ 5,872,656.27	\$ 6,137,077.24	\$ 6,417,083.00
Deposit	\$ 227,543.25	\$ 238,654.30	\$ 242,192.69	\$ 268,536.71	\$ 253,861.79	\$ 269,675.11	\$ 353,219.61
Withdrawal/Transfer							
Interest	\$ 10,431.13	\$ 10,506.86	\$ 11,232.17	\$ 10,834.59	\$ 10,559.18	\$ 10,330.65	\$ 9,700.84
Closing balance	\$ 5,090,698.95	\$ 5,339,860.11	\$ 5,593,284.97	\$ 5,872,656.27	\$ 6,137,077.24	\$ 6,417,083.00	\$ 6,780,003.45
Motor Fuel Tax							
Opening balance	\$ 80,568.04	\$ 81,947.78	\$ 83,222.35	\$ 84,405.14	\$ 85,828.54	\$ 87,799.32	\$ 89,920.75
Deposit	\$ 1,210.76	\$ 1,109.59	\$ 1,011.54	\$ 1,264.36	\$ 1,819.00	\$ 1,975.80	\$ 1,812.91
Withdrawal							
Interest	\$ 168.98	\$ 164.98	\$ 171.25	\$ 159.04	\$ 151.78	\$ 145.63	\$ 132.56
Closing balance	\$ 81,947.78	\$ 83,222.35	\$ 84,405.14	\$ 85,828.54	\$ 87,799.32	\$ 89,920.75	\$ 91,866.22
Debt Service Funds							
Northern Trust SSA #2							
Opening balance	\$ 158,309.80	\$ 158,310.48	\$ 158,311.13	\$ 158,311.80	\$ 158,312.47	\$ 158,313.12	\$ 158,313.79
Cleared deposits							
Interest	\$ 0.68	\$ 0.65	\$ 0.67	\$ 0.67	\$ 0.65	\$ 0.67	\$ 0.65
Cleared disbursements							
Closing balance	\$ 158,310.48	\$ 158,311.13	\$ 158,311.80	\$ 158,312.47	\$ 158,313.12	\$ 158,313.79	\$ 158,314.44
MaxSafe Investment- Lake Forest							
Opening Balance	\$ 2,055,882.76	\$ 1,960,048.64	\$ 1,863,429.08	\$ 1,767,372.54	\$ 1,770,815.29	\$ 1,473,643.81	\$ 1,476,253.97
Cleared Deposits		\$ 100,000.00			\$ 200,000.00	\$ 100,000.00	\$ 100,000.00
Interest	\$ 4,165.88	\$ 3,380.44	\$ 3,943.46	\$ 3,442.75	\$ 2,828.52	\$ 2,610.16	\$ 2,114.02
Cleared Disbursements	\$ (100,000.00)	\$ (200,000.00)	\$ (100,000.00)		\$ (500,000.00)	\$ (100,000.00)	\$ (700,000.00)
Closing Balance	\$ 1,960,048.64	\$ 1,863,429.08	\$ 1,767,372.54	\$ 1,770,815.29	\$ 1,473,643.81	\$ 1,476,253.97	\$ 878,367.99
Lake Forest Bank & Trust							
Opening Balance	\$ 1,019,250.06	\$ 1,047,665.70	\$ 1,046,737.63	\$ 1,026,194.62	\$ 1,002,083.34	\$ 1,381,296.51	\$ 1,321,648.65
Cleared Deposits	\$ 156,036.35	\$ 374,432.23	\$ 180,927.96	\$ 84,326.42	\$ 673,512.33	\$ 202,019.63	\$ 772,049.68
Cleared Disbursements	\$ (127,620.71)	\$ (375,360.30)	\$ (201,470.97)	\$ (108,437.70)	\$ (294,299.16)	\$ (261,667.49)	\$ (731,839.13)
Closing Balance	\$ 1,047,665.70	\$ 1,046,737.63	\$ 1,026,194.62	\$ 1,002,083.34	\$ 1,381,296.51	\$ 1,321,648.65	\$ 1,361,859.20
TOTAL ALL ACCOUNTS							
Opening month balance	\$ 8,880,624.34	\$ 9,055,945.14	\$ 9,267,422.74	\$ 9,407,617.55	\$ 9,669,340.61	\$ 10,071,949.96	\$ 10,298,140.97
Closing month balance	\$ 9,055,945.14	\$ 9,267,422.74	\$ 9,407,617.55	\$ 9,669,340.61	\$ 10,071,949.96	\$ 10,298,140.97	\$ 10,105,023.18

Village of Mettawa - Balance Sheet

	1-Dec
ASSETS	
Current Assets	
Checking/Savings	\$ 9,798,947
Other Current Assets	
Accounts Receivable	\$ 5,669
Due From Other Funds	\$ 970,680
Pre Paid Insurance	\$ 10,930
Pre Paid Salt	\$ 2,487
Hotel Taxes Receivable	\$ 46,007
Property Taxes Receivable	\$ 306,900
Shared Taxes Receivable	\$ 691,088
Total Other Current Assets	<u>\$ 2,033,762</u>
TOTAL CURRENT ASSETS	<u><u>\$ 11,832,709</u></u>
OTHER ASSETS	
Pre Paid Land Purchase	\$ 146,373
Deposit Sheriff Service Initiation	\$ 180,000
Office Space Deposit LifeStorage	\$ 500
Total Other Assets	<u>\$ 326,873</u>
TOTAL ASSETS	<u><u>\$ 12,159,582</u></u>
LIABILITIES & EQUITY	
Liabilities	
Current Liabilities	
Accounts Payable	\$ 122,738
Accrued Other	\$ 1,071
Deferred Property Taxes	\$ 306,900
Building Deposits	\$ 17,500
Due To Other Funds	\$ 970,680
Grainger Property Reserve	\$ 225,176
Tax Rebates	\$ 213,676
Total Current Liabilities	<u>\$ 1,735,002</u>
TOTAL LIABILITIES	<u><u>\$ 1,857,741</u></u>
Fund Balances	
Retained Earnings	\$ 9,525,122
Net Income	\$ 776,719
Total Equity	<u>\$ 10,301,841</u>
TOTAL LIABILITIES & EQUITY	<u><u>\$ 12,159,582</u></u>

Debt Service Schedule
 General Obligation Bond, Series 2011

Payment #	Date	Interest	Principal	Balance
17	6/15/2020	17,815.63		1,045,000.00
18	12/15/2020	17,815.63	130,000.00	915,000.00
19	6/15/2021	15,930.63		915,000.00
20	12/15/2021	15,930.63	135,000.00	780,000.00
21	6/15/2022	13,821.25		780,000.00
22	12/15/2022	13,821.25	140,000.00	640,000.00
23	6/15/2023	11,546.25		640,000.00
24	12/15/2023	11,546.25	150,000.00	490,000.00
25	6/15/2024	8,996.25		490,000.00
26	12/15/2024	8,996.25	155,000.00	335,000.00
27	6/15/2025	6,283.75		335,000.00
28	12/15/2025	6,283.75	165,000.00	170,000.00
29	6/15/2026	3,272.50		170,000.00
30	12/15/2026	<u>3,272.50</u>	<u>170,000.00</u>	-
Total:		548,143.30	1,900,000.00	

Fixed Assets

November 2019

Fixed Assets	
Total Land	9,702,549.00
Total Land Improvements	1,566,166.92
Landscaping	
Non - SSA	
Accumulated Depreciation NonSSA	-681.64
Non - SSA - Other	209,516.76
Total Non - SSA	208,835.12
SSA 3	
Accumulated Depreciation SSA 2	-3,561.00
SSA 2 - Other	746,070.00
Total SSA 3	742,509.00
SSA 6	
Accumulated Depreciation SSA 6	-291.00
SSA 6 - Other	57,801.42
Total SSA 6	57,510.42
Total Landscaping	1,008,854.54
Lighting	
SSA#3	
Accumulated Depreciation SS#3	-25.00
SSA#3 - Other	3,353.00
Total SSA#3	3,328.00
Total Lighting	3,328.00
Paved Streets	
Non -SSA	
Accumulated Depreciation NONSSA	-5,503.41
Non -SSA - Other	2,316,971.62
Total Non -SSA	2,311,468.21
SSA 3	
Accumulated Depreciation SSA 3	-3,952.00
SSA 3 - Other	1,730,754.00
Total SSA 2	1,726,802.00
SSA 3	
Accumulated Depreciation SSA 3	-1,062.34
SSA 3 - Other	615,930.64
Total SSA 3	614,868.30
SSA 6	
Accumulated Depreciation SSA 6	-1,122.00
SSA 6 - Other	492,300.00
Total SSA 6	491,178.00
Total Paved Streets	5,144,316.51
Sanitary Sewer	
SSA 4	
Accumulated Depreciation SSA 4	-805.79
SSA 4 - Other	239,458.30
Total SSA 4	238,652.51
Total Sanitary Sewer	238,652.51
Storm Sewer	
Non SSA	47,052.56
Accumulated Depreciation NonSSA	-214.58
Total Non SSA	46,837.98
SSA 2	
Accumulated Depreciation SSA 2	-450.00
SSA 2 - Other	143,375.00
Total SSA 2	142,925.00
SSA 6	
Accumulated Depreciation SSA 6	-577.00
SSA 6 - Other	184,173.00
Total SSA 6	183,596.00
Total Storm Sewer	373,358.98
Total Fixed Assets	18,037,226.46

1000 - General Fund

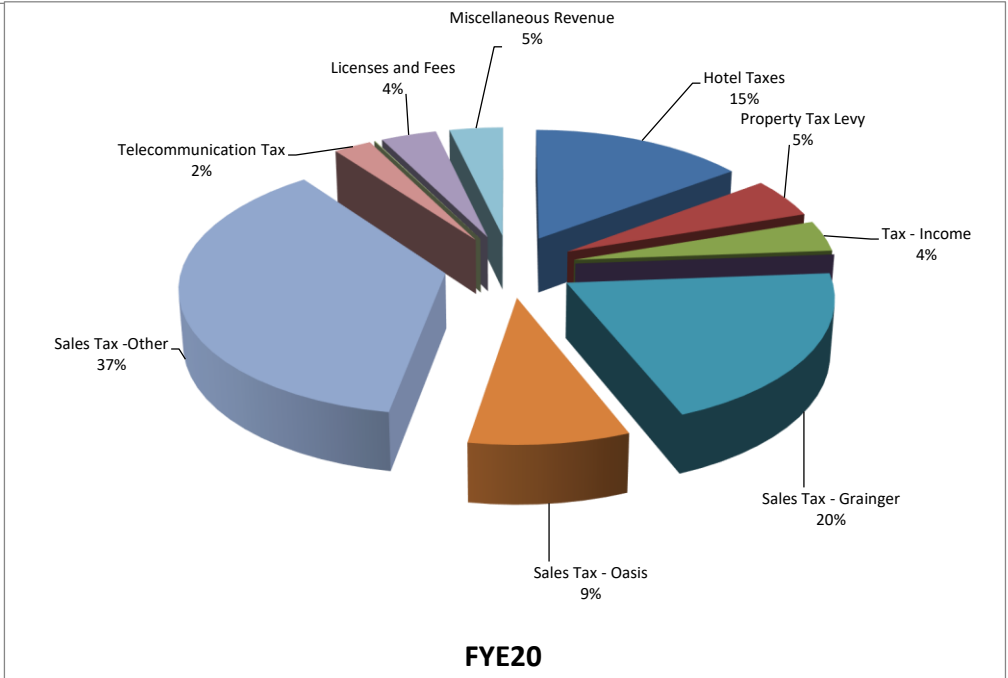
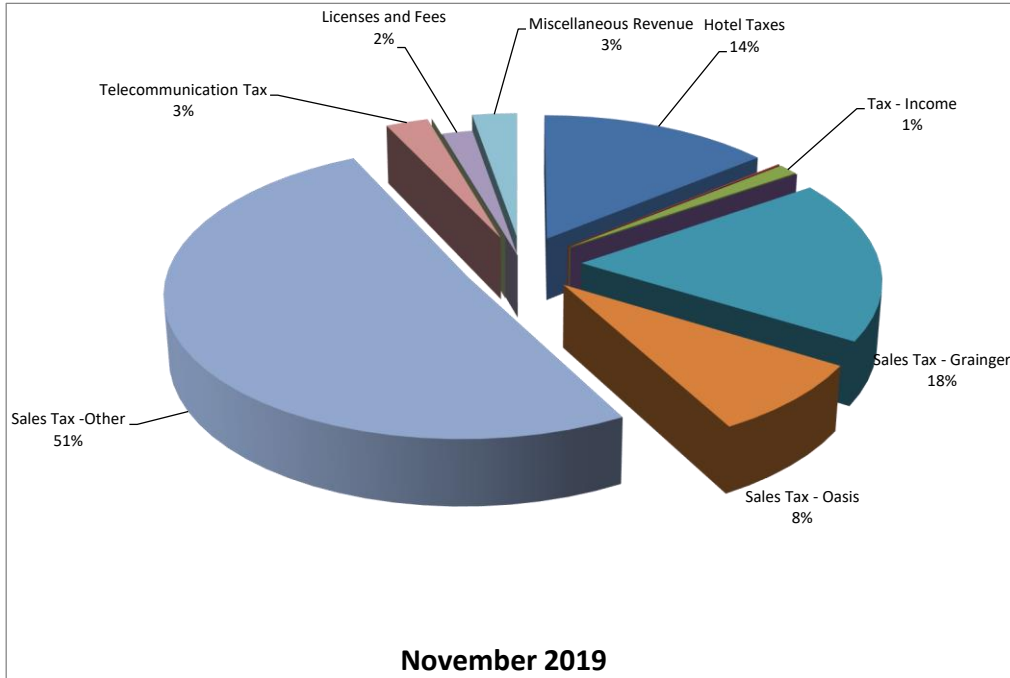
	Prior Period 2018	Current Period Actual	Current Period Budget	Current Period Budget Variance	Prior Period YTD 2018	Current Year Actual	YTD Budget - Original	% Budget Used	Total Budget - Original
Operating Revenue									
Program Revenue									
Taxes									
Hotel Taxes	62,741	61,158	62,741	(1,583)	404,966	390,820	405,282	64%	610,000
Illinois Income Tax	3,758	3,790	3,758	32	31,426	36,074	30,319	69%	52,000
Illinois Use Tax	1,217	1,429	1,250	179	8,542	10,045	8,750	67%	15,000
Personal Property Replacement	-	-	-	-	91	131	56	13%	1,000
Property Tax Levy	1,489	464	1,489	(1,025)	134,712	133,082	135,000	99%	135,000
Real Estate Transfer Tax	-	-	2,500	(2,500)	802,325	22,112	17,500	74%	30,000
Road & Bridge Tax Share	260	131	260	(129)	30,047	35,110	30,000	117%	30,000
Sales Tax - Oasis	40,086	35,935	40,086	(4,151)	249,471	230,478	248,957	55%	420,000
Sales Tax - Grainger	30,175	79,783	75,000	4,783	30,175	530,114	525,000	59%	900,000
Sales Tax -Other	242,136	221,070	242,136	(21,066)	982,931	977,924	1,017,043	58%	1,675,000
Telecommunication Tax	5,733	11,212	5,733	5,479	65,071	68,918	73,547	57%	120,000
TOTAL TAX	387,593	414,972	434,952	(19,980)	2,739,756	2,434,807	2,491,454	61%	3,988,000
Licenses & Fees									
Building Permit Services	29,051	5,669	12,500	(6,831)	53,775	85,636	87,500	57%	150,000
Cable Franchise Fees	2,130	2,277	2,250	27	4,246	4,503	6,750	50%	9,000
Liquor License Fees	-	-	-	-	6,050	6,000	6,000	100%	6,000
Zoning & Miscellaneous Permit	5,000	-	833	(833)	7,750	5,000	5,833	50%	10,000
Total Licenses & Fees	36,180	7,946	15,583	(7,637)	71,822	101,140	106,083	58%	175,000
Fines & Forfeitures									
Circuit Court Fees	888	-	667	(667)	7,281	1,794	4,667	22%	8,000
Total Program Revenue	424,661	422,919	451,202	(28,284)	2,818,858	2,537,741	2,602,204	61%	4,171,000
Investment Income									
Investment Income	12,595	11,825	12,500	(675)	73,604	96,150	87,500	64%	150,500
Total Investment Income	12,595	11,825	12,500	(675)	73,604	96,150	87,500	64%	150,500
Other Income									
Miscellaneous Revenue	-	-	417	(417)	4,468	950	2,917	0%	3,805,000
Total Other Income	-	-	417	(417)	4,468	950	2,917	0%	3,805,000
TOTAL MISCELLANEOUS REVENUE	12,595	11,825	12,917	(1,092)	78,073	97,100	90,417	2%	3,955,500
Total Operating Revenue	437,256	434,744	464,119	(29,376)	2,896,931	2,634,841	2,692,620	32%	8,126,500
Total Revenue	437,256	434,744	464,119	(29,376)	2,896,931	2,634,841	2,692,620	32%	8,126,500

1000 - General Fund

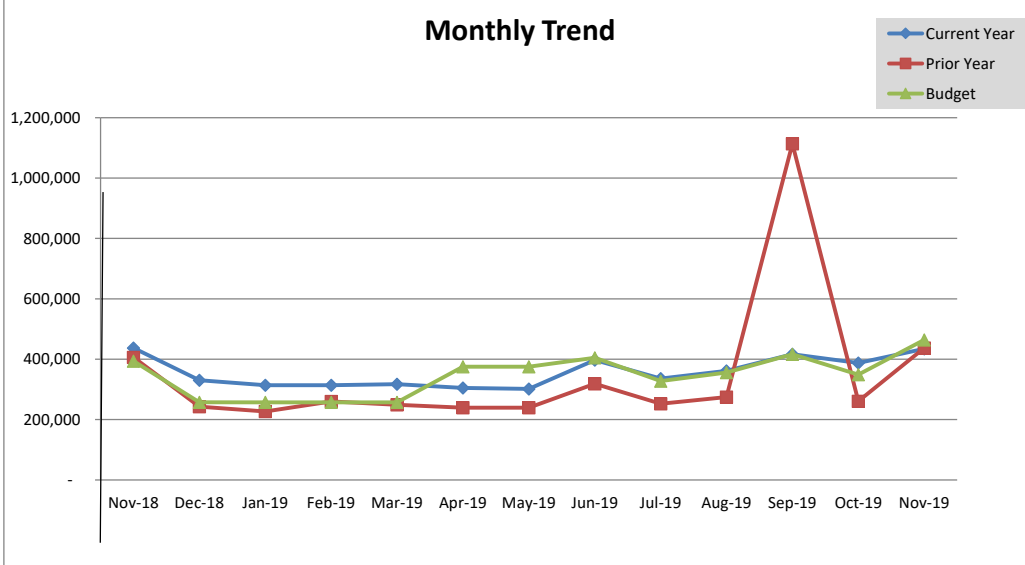
	Current Period		Current Period		Prior Period YTD 2018	Current Year Actual	YTD Budget - Original	% Budget Used	Total Budget Original
	Prior Period 2018	Current Period Actual	Current Period Budget	Budget Variance					
Expenditures									
Program Expenses									
General Government									
Auditing	-	-	-	-	26,450	27,050	27,000	100%	27,000
Bank Fees	(74)	115	-	115	796	889	774	89%	1,000
Consultants	416	2,243	700	1,543	5,860	10,274	7,600	86%	12,000
Dues & Subscriptions	-	-	-	-	415	415	289	38%	1,100
Financial & Accounting Services	3,667	3,777	3,777	-	25,667	26,437	26,250	59%	45,000
Insurance & Bonds	981	994	994	-	6,705	6,880	6,867	57%	12,000
Legal Expense	10,923	10,393	12,000	(1,607)	107,845	69,042	84,000	48%	144,000
Maps & Surveys	-	-	-	-	-	0	0	0%	1,000
Miscellaneous	176	248	625	(377)	1,861	1,925	4,375	26%	7,500
Office Supplies	836	260	333	(73)	2,362	1,980	2,333	49%	4,000
Planning Consultants	420	-	4,167	(4,167)	13,625	25,866	29,167	52%	50,000
Postage & Copying	-	-	83	(83)	-	0	583	0%	1,000
Printing & Publishing	-	99	333	(234)	832	1,194	2,333	30%	4,000
Recording Fees	51	-	42	(42)	331	75	292	15%	500
Telephone	208	212	167	46	1,498	1,481	1,167	74%	2,000
Village Administrator	5,417	5,417	5,417	0	41,417	37,917	37,917	58%	65,000
Village Clerk	3,848	4,744	3,417	1,327	23,809	25,865	23,917	63%	41,000
Village Office & Meeting Space	1,626	1,867	1,867	0	11,886	10,863	13,067	48%	22,500
TOTAL GENERAL GOVERNMENT	28,495	30,369	33,921	(3,552)	271,359	248,153	267,930	56%	440,600
Public Service									
Building Services	15,500	42,000	9,500	32,500	108,500	102,000	69,854	89%	114,000
Building Permit Services	317	2,463	1,313	1,151	8,296	15,670	5,833	157%	10,000
Building Permit Services -Reimbursable	-	-	-	-	-	0	0	0%	0
Disposal Services	4,887	4,887	4,875	12	33,731	34,209	34,125	58%	58,500
Engineering Services	9,031	6,308	8,333	(2,026)	70,077	69,106	58,333	69%	100,000
Engineering Service-Reimbursable	3,795	-	-	-	6,059	0	0	0%	0
Mosquito Control	-	-	-	-	21,936	26,304	25,000	105%	25,000
Police & Security	13,671	14,149	14,667	(518)	97,106	93,780	102,667	53%	176,000
Road & Bridge Maintenance	8,300	3,800	10,083	(6,283)	49,490	86,908	70,583	72%	121,000
Snow & Ice Control	-	-	-	-	-	0	5,083	0%	30,000
Salt	-	348	-	348	406	348	917	0%	0
Special Events	-	-	-	-	7,499	5,351	6,000	89%	6,000
Village Property & Maintenance	1,245	1,719	15,625	(13,906)	38,184	75,186	109,375	40%	187,500
Water Engineering & Maintenance	-	-	208	(208)	1,035	0	1,458	0%	2,500
TOTAL PUBLIC SERVICE	56,746	75,674	64,604	11,070	442,319	508,862	489,229	61%	830,500
Revenue Sharing									
Hotel Tax Sharing	18,822	18,347	15,250	3,097	121,490	117,246	106,750	64%	183,000
Property Tax Sharing	250,000	-	-	-	500,000	600,000	600,000	100%	600,000
Sales Tax Sharing	20,043	17,968	16,667	1,301	124,736	119,340	116,667	60%	200,000
TOTAL TAX SHARE	288,865	36,315	31,917	4,398	746,225	836,586	823,417	85%	983,000
Total Program Expenses	374,106	142,358	130,441	11,917	1,459,904	1,593,600	1,580,576	71%	2,254,100
Miscellaneous									
Capital Projects									
Real Estate Purchase	-	79,783	79,783	-	105,100	225,176	145,393	4%	5,700,000
Capital Asset	-	-	-	-	114,350	25,000	25,000	37%	68,000
Total Capital Projects	-	79,783	79,783	-	219,450	250,176	170,393	4%	5,768,000
Capital Debt									
Debt Service	-	-	-	-	161,886	164,006	164,006	19%	878,000
Total Miscellaneous	-	79,783	79,783	-	381,336	414,182	334,399	6%	6,646,000
Total Expenditures	374,106	222,141	210,224	11,917	1,841,239	2,007,782	1,914,975	23%	8,900,100
Net Revenue Over Expenditures	63,150	212,603	253,894		1,055,691	627,058	777,645		(773,600)

General Fund Expenditures

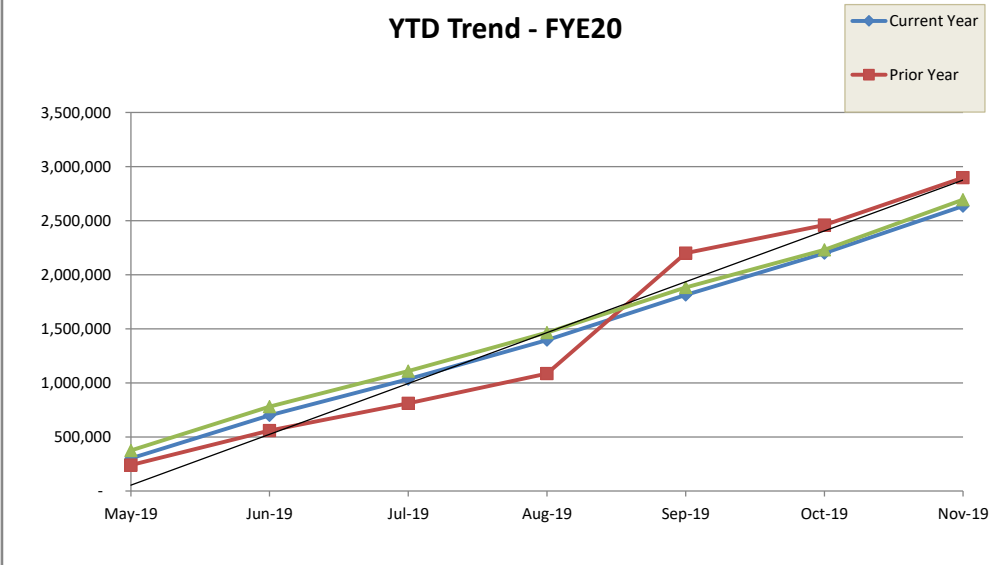
Revenue - General Fund



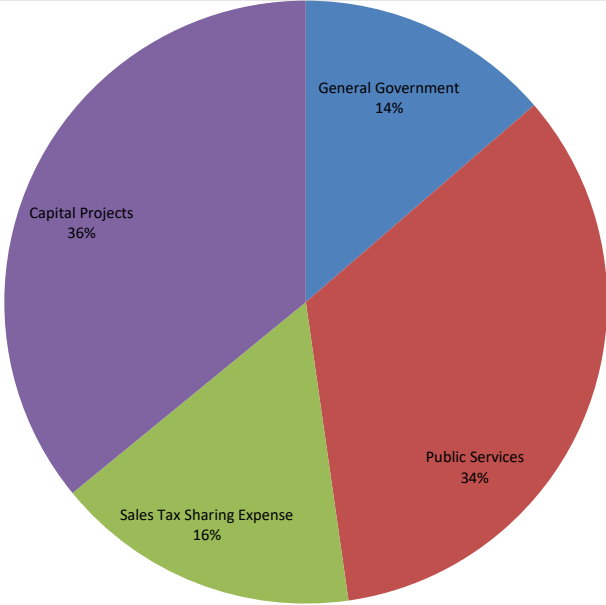
Monthly Trend



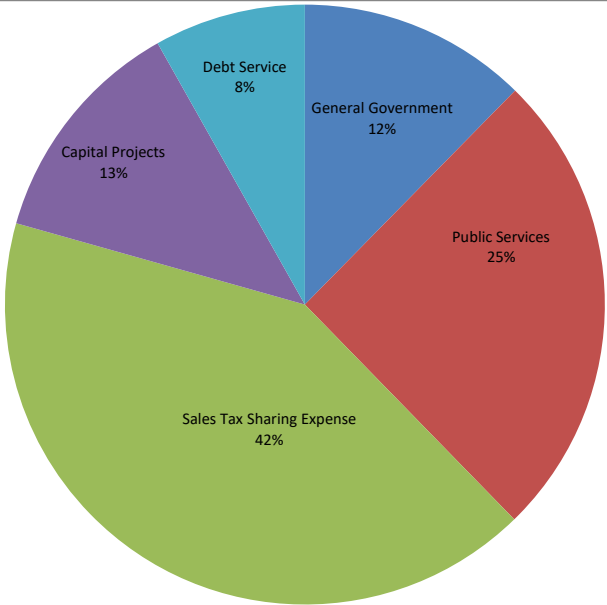
YTD Trend - FYE20



Expense Graph - General Fund

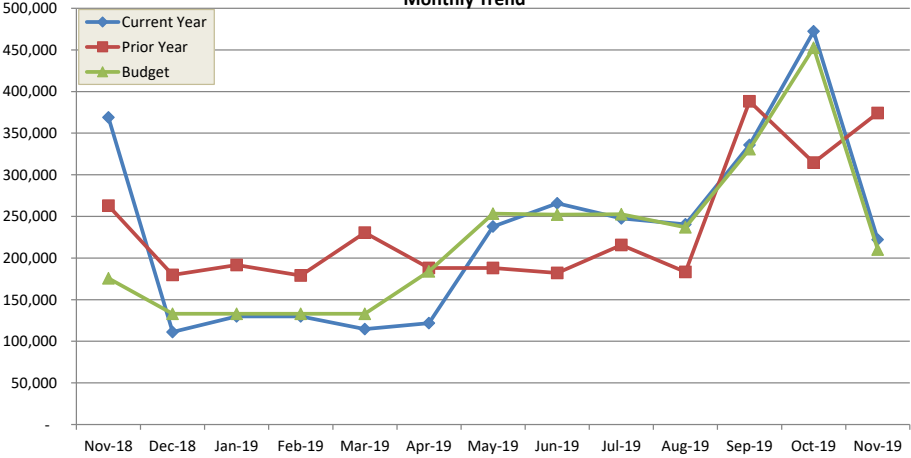


November 2019

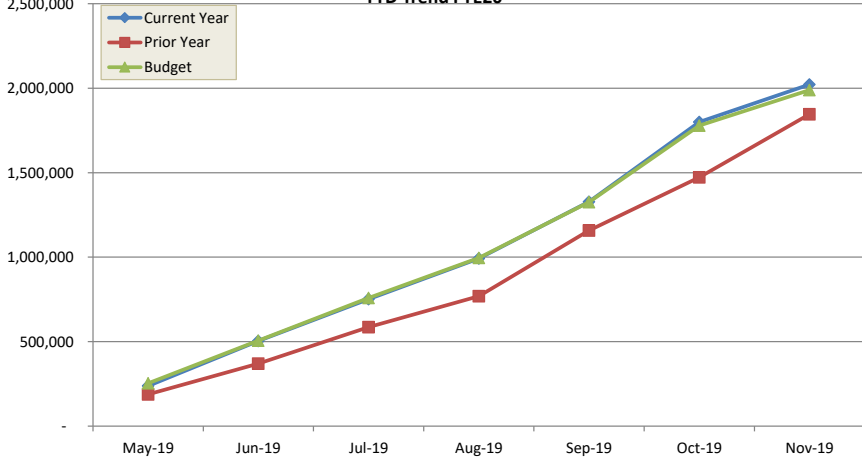


FYE20

Monthly Trend



YTD Trend FYE20



All Other Funds												
	SSA# 3	SSA# 4	SSA# 5	SSA# 7	SSA# 9	SSA# 10	SSA# 11	SSA# 13	SSA#14	SSA# 15	Motor Fuel Tax	SSA#2 Debt Service
ASSETS												
Current Assets												
Checking/Savings												
Held by Trustee												
Illinois Funds - U.S. Bank												
Northern Trust												
	(381,907)	71,154	46,607	81,406	70,778	(1,834)	9,067	1,883	14,676	(587,187)	89,249	158,315
Total Checking/Savings	(381,907)	71,154	46,607	81,406	70,778	(1,834)	9,067	1,883	14,676	(587,187)	89,249	158,315
Total Current Assets	(381,907)	71,154	46,607	81,406	70,778	(1,834)	9,067	1,883	14,676	(587,187)	89,249	158,315
TOTAL ASSETS	(381,907)	71,154	46,607	81,406	70,778	(1,834)	9,067	1,883	14,676	(587,187)	89,249	158,315
LIABILITIES & EQUITY												
Liabilities												
Long Term Liabilities - Debt												
Total Liabilities	-	-	-	-	-	-	-	-	-	-	-	-
Fund Balances												
Reserved for Debt Service												
Reserved/Designated												
	(381,907)	71,154	46,607	81,406	70,778	(1,834)	9,067	1,883	14,676	(587,187)	89,249	158,315
Unreserved and Undesignated	(381,907)	71,154	46,607	81,406	70,778	(1,834)	9,067	1,883	14,676	(587,187)	89,249	158,315
Total Fund Balance	(381,907)	71,154	46,607	81,406	70,778	(1,834)	9,067	1,883	14,676	(587,187)	89,249	158,315
TOTAL LIABILITIES & EQUITY	(381,907)	71,154	46,607	81,406	70,778	(1,834)	9,067	1,883	14,676	587,187	89,249	158,315

1-Dec-19	SSA# 3	SSA# 4	SSA# 5	SSA# 7	SSA# 9	SSA# 10	SSA# 11	SSA# 13	SSA#14	SSA#15	Motor Fuel Tax	SSA#2 Debt Service
Beginning Balance	(381,258)	71,384	46,607	81,406	70,778	(1,834)	9,067	1,883	14,676	(587,187)	87,304	158,314
Revenue												
Property Tax												
MFT Allotments											1,813	
Bond Proceeds												
Interest Income											133	1
Total Revenue	-	-	-	-	-	-	-	-	-	-	1,945	1
Expenditures												
Building Permit Services												
Engineering Services	315											
Miscellaneous												
Professional Fees												
Legal												
Tree Maintenance												
Road & Bridge Maintenance												
Police & Security	8											
Snow & Ice Control	149											
Contractual Maintenance		230										
Traffic Control	176											
Capital Expenditures												
Bank Fees												
Transfers in/(out)												
Bond Issue Principal												
Bond Issue Interest												
Total Expenditures	649	230	-	-	-	-	-	-	-	-	-	-
Reserve	(381,907)	71,154	46,607	81,406	70,778	(1,834)	9,067	1,883	14,676	(587,187)	89,249	158,315

Notes

- SSA #2 - Debt Service for the Woodland Falls Improvements
- SSA #2 - Capital Project - the remaining proceeds from the Woodland Falls bond issue
- SSA #3 - ongoing maintenance of the Woodland Falls Improvements
- SSA #4 - ongoing maintenance of the Oasis Business Park Sewer Improvements
- SSA #5 - ongoing maintenance of the Oasis Business Park Road Improvements
- SSA #7 - ongoing maintenance of the Riverside Preserve Improvements
- SSA #9 - ongoing maintenance of the Deerpath Farms Improvements
- SSA #10 - Nektosha Way
- SSA #11 - Nektosha Way Maintenance
- SSA #13 - Hamilton Estate Tree Planting
- SSA #14 - Hamilton Estate Tree Maint
- SSA #15 - Water Main Extension

	<u>actual</u> May 19	<u>actual</u> June 19	<u>actual</u> July 19	<u>actual</u> August 19	<u>actual</u> September 19	<u>actual</u> October 19	<u>actual</u> November 19
Income							
Hotel Tax	46,008	51,295	58,832	58,103	61,925	53,501	61,158
Illinois Income Tax	10,984	3,430	5,130	3,677	3,255	5,807	3,790
Illinois Use Tax	1,321	1,502	1,421	1,428	1,451	1,492	1,429
Personal Property Replacement Tax	49	0	29	0	0	53	0
Property Tax	1,308	65,544	2,808	2,418	60,539	0	464
Real Estate Transfer Tax	0	4,500	2,362	0	7,500	7,750	0
Road & Bridge Tax Share	393	16,610	867	626	15,351	1,132	131
Sales Tax-Grainger	78,770	70,427	77,090	78,651	67,691	77,702	79,783
Sales Tax- Oasis	23,250	23,972	31,246	37,448	38,296	40,331	35,935
Sales Tax- Other	104,608	127,243	119,398	138,503	135,070	132,033	221,070
Telecommunications Tax	8,561	12,080	7,879	8,830	8,100	12,257	11,212
Building Permits & Inspections	11,365	376	12,778	13,765	4,300	42,148	5,669
Cable Franchise Fees	0	0	0	2,226	0	0	2,277
Liquor License Fees	0	6,000	0	0	0	0	0
Zoning & Miscellaneous Permit Fees	0	0	0	0	0	0	0
Circuit Court Fines & Fees	507	179	661	177	0	269	0
Investment Income	14,606	13,896	15,186	14,287	13,398	12,951	11,825
Miscellaneous Revenue	0	0	0	950	0	0	0
Total Income	301,730	397,054	335,686	361,089	416,874	387,426	434,744
Expense							
Auditing	0	3,500	16,000	4,050	3,500	0	0
Bank Fees	0	475	0	389	9	-99	115
Consultants	513	741	637	3,502	1,372	1,266	2,243
Dues & Subscriptions	0	0	0	0	0	415	0
Financial & Accounting Services	3,777	3,777	3,777	3,777	3,777	3,777	3,777
Insurance and Bonds	981	981	981	981	981	981	994
Legal Expenses	11,074	10,451	7,478	9,639	8,913	11,094	10,393
Maps & Surveys	0	0	0	0	0	0	0
Miscellaneous Expenditures	278	687	177	132	140	264	248
Office Supplies	108	563	515	-245	205	575	260
Planning Consultants	7,580	6,480	540	5,688	0	5,579	0
Postage & Copying	0	0	0	0	0	0	0
Printing & Publishing	219	267	0	495	115	0	99
Recording Fees	0	25	0	50	0	0	0
Telephone	63	212	212	212	212	212	212
Village Administrator	5,417	5,417	5,417	5,417	5,417	5,417	5,417
Village Clerk	2,421	3,296	4,862	3,120	3,462	3,212	4,744
Village Office & Meeting Space	1,376	1,376	1,376	1,676	1,396	1,796	1,867
Building Services	10,000	10,000	10,000	10,000	10,000	10,000	42,000
Building Permit Services	360	1,957	1,409	4,610	2,937	1,933	2,463
Building Permit Services Reimb	0	0	0	0	0	0	0
Disposal Services	4,887	4,887	4,887	4,887	4,887	4,887	4,887
Engineering Services	9,185	11,149	9,727	7,392	9,284	16,063	6,308
Engineering Services Reimb	0	0	0	0	0	0	0
Mosquito Control	2,368	6,208	10,048	3,840	3,840	0	0
Police & Security	15,884	13,540	14,281	13,943	14,297	14,014	14,149
Road & Bridge Maintenance	3,457	18,247	12,131	14,200	13,000	13,273	3,800
Snow & Ice Control	0	0	0	0	0	0	348
Special Events	0	1,439	0	344	0	0	0
Village Property & Maintenance	0	16,239	2,130	7,424	1,439	19,189	1,719
Water Engineering/Maintenance	7,146	0	7,683	0	16,135	0	0
Hotel Tax Sharing	13,802	15,388	17,649	17,431	18,578	16,050	18,347
Property Tax Sharing	100,000	100,000	100,000	100,000	100,000	100,000	0
Sales Tax Sharing -Lake Forest	11,625	11,986	15,623	18,724	19,148	20,166	17,968
Sales Tax Reserved - Grainger					67,691	77,702	79,783
Capital Projects	0	12,706	0	0	25,000	0	0
Debt Service	19,503	0	0	0	0	144,503	0
Total Expense	232,024	261,994	247,540	240,453	335,824	472,267	222,141
Net from Operations	69,707	135,060	88,147	120,636	81,050	-84,841	212,603

Pre Approved
November 2019

Name	Account	Description	
Lake Forest Trust and Bank			
AT&T	Contract Maintenance	SSA#4 Lift Station	113.67
Comcast Business	Telephone	Telephone - Internet	147.14
Northern Trust Credit Card			
	Village Property & Maintenance	Bench	1,048.07
	Village Property & Maintenance	6x8 Black Holly Bronze Plaque	182.00
	Miscellaneous	Flowers for Late Shirely Anderson	97.79
	Village Office & Meeting Space	Life Storage Rentals	796.00
	Consultant & Outside Services	Email Service	160.00
Total Northern Trust Credit Card			2,283.86
Total Pre Approved Lake Forest Bank & Trust			2,544.67
Grand Total Pre Approved			2,544.67

Unpaid Bills Detail
as of December 13, 2019

Name	Account	Description	
B&F Construction Code Services, Inc	Building Permit Services	Project 18613 Vyaire Training Center	943.60
Bob Irvin Consulting, LLC	Village Administrator	Administrator Services	5,416.66
	Miscellaneous	Telephone & Internet	65.11
	Miscellaneous	Mileage & Other -Lunch	83.16
Total Bob Irvin Consulting, LLC			<u>5,564.93</u>
Com Ed	SSA#3	SSA#3 Traffic Control #9018	8.31
	SSA#3	SSA#3 Street Light #6026	176.47
	Contract Maintenance	SSA#4 Sewer Maint #1048	116.28
	Police & Security	GF-Street Lighting #3008	13.41
	Police & Security	GF-Street Lighting #2015	91.68
Total ComEd			<u>406.15</u>
Cynthia A. Pavesich & Associates	Consultants and Outside Services	Reporter Appearance October \$627.55 Nov \$242.55	870.10
Daily Herald	Printing & Publishing	Public Hearing Notice	98.90
Deerpath Farm HOA	Contract Maintenance	Spring 2019	9,586.00
Dunlap Tree Service	Road & Bridge Maintenance	November Grass Cutting & Litter, Debris pickup	3,800.00
Gallo Sandy	Miscellaneous	Mileage - November	44.39
Gardner Phillips	Consultant & Outside Services	Quarterly News Letter	900.00
GOVTEMPUSA, LLC	Village Clerk	Clerk Services - includes \$481.94 retro pay since 9/29	5,486.28
Hilton Garden Inn	Village Meeting & Storage	Room Rental November	-
Howe Security	Police & Security	Mettawa Patrol	7,624.23
James Anderson Company	Engineering Services	16550 General Engineering	3,027.70
	Engineering Services	18112 Code Violations	3,100.50
	Engineering Services	16546 SSA#3	314.60
	Engineering Services	17084 Public Utilities	179.40
	Building Services	16656 Building Permit Services	42,000.00
	Building Services - Permits	18637 Hirata coach house	1,345.50
	Building Services - Permits	18611 Chicken Permits	174.20
Total James Anderson Company			<u>50,141.90</u>
Jones Covey Group, Inc	Building Permit Deposit on Hold	Refund of deposit on hold - Project 18322 Costco	4,500.00
Klein, Thorpe and Jenkins, Ltd.	Legal Expenses	General Zoning Matters - November	2,975.40
	Legal Expenses	Retainer November	6,500.00
	Legal Expenses	Hirata 27555 N Penny Lane SU	918.00
Total Klein, Thorpe and Jenkins, Ltd.			<u>10,393.40</u>
Lakes Disposal Services	Disposal Service	Disposal Service	4,886.95
O'Mary Dorothy	Financial & Accounting Services	Financial & Accounting	3,776.67
	Miscellaneous	Mileage	22.85
Total O'Mary Dorothy			<u>3,799.52</u>

Unpaid Bills Detail
as of December 13, 2019

Name	Account	Description	
Sheriff's Office	Police & Security	Contract Police Service November	6,419.68
Siepkas Joe	Consultants & Outside Services	Website Support	113.75
SSG Services	Consultants & Outside Services	Computer Maintenance November	198.75
Staples	Office Supplies	Office Supplies November	259.95
TruGreen Commercial	Village Property & Maintenance	Lawn Service	489.25
Total Accounts Payable			116,527.73
Pre Approved Accounts Payable			2,544.67
Total Approval			119,072.40

Year to Date Payments		
Name	FY 2020	Amount
Amalgamated Bank of Chicago		164,481.26
American Legal Publishing		3,174.90
AT&T		727.56
B&F Construction Code Services,Inc		10,954.74
Blackboard Connect, Inc		1,627.54
Bob Irvin Consulting,LLC		39,459.24
Camiros, LTD		26,946.25
City of Lake Forest		127,292.49
Clarke Environmental Mosquito Control		26,304.00
ComEd		2,888.27
Comcast Business		1,172.23
Costco Wholesale Corporation		900.00
Curb Cutters, Inc		1,480.00
Cynthia A Pavesich & Associates		715.00
Daily Herald		417.45
Deerpath Farm Homeowner's Association		6,900.00
DeMarr Sealcoating, Inc		4,960.75
Deluxe Printing		299.00
Dunlap Tree Service		31,475.00
Forest Builders		93,722.93
Gallo Sandy		446.13
Gardner Phillips		2,700.00
Gewalt Hamilton Associates, Inc		69.00
GOVTEMPUSA, LLC		24,056.57
Heartstone Design Group, Inc		4,500.00
Hilton Garden Inn		5,300.00
Howe Security		52,300.12
ICRMT		11,928.00
IDOT		2,049.75
Illinois Municipal League		150.00
ILM		7,740.00
International Code Council, Inc		135.00
James Anderson Company		159,101.00
Klein, Thorpe and Jenkins,Ltd.		73,288.74
Lake County Clerk		75.00
Lake County Tax Collector		292.80
Lakes Disposal Services		34,208.65
Lake Forest Bank		214.28
Lucas Landscape and Design		700.00
MaRous & Company		3,000.00
Metropolitan Mayors Caucus		130.00
Northern Trust Credit Card		13,129.50
O'Mary Dorothy		26,596.64
PePe's Party Rental		1,130.00
Perfect Cut Tree Services		17,750.00
Premier Paving, Inc		1,800.00
Peter Baker		2,767.00
Poul's Nursery		29,000.00
RA Mancini, Inc		12,705.50
Robert Irvin		500.00
Sheriff's Office		33,515.34
Sikich, LLP		27,050.00
Sieпка Joe		1,312.50
SSG Services		1,390.00
Staples Credit Plan		1,596.72
Teska Associates,Inc.		100.00
TrueGreen Commercial		2,446.25
V3 Construction Group LTD		17,200.00
White Lodging Service Corp.		184,323.82

Total

1,302,596.92

**Property Tax Rebate
2019**

ADI	Kenan & Renda	2,418.49	LAPINS/SHELDON	Ron/Pam	5,306.93	VANSELOW	Rick	2,261.87
ADI	Morry & Renda	2,556.08	LAVELLE	John & Andrea	5,011.41	VIGLIONE	Josephine	4,330.88
AHMAD	Manzoor & Rozina	2,514.44	LEAHY	Catherine	5,574.34	WEILAND	Amy Sue	3,317.13
ANDERSON	Mary Jane	5,541.44	LEONARD	Elizabeth	4,342.00	WICKUM	Craig	3,014.43
ARMSTRONG	Carol	1,384.04	LICCIONI	Roland	2,956.53	WILLIAMSON/WRIGHT	Thomas/Andrea	2,465.15
ARNOLD	Charles & Kate	4,215.66	LIN/ZHANG	Tao/Huiqun	3,196.89	WITTEN	Matt & Kourtney	2,193.91
ATTAR	Adnan & Sana	6,511.03	LIPHARDT	Peter & Laura	1,358.32	WOODRUFF	Sangston & Carey	3,841.77
BAEZ	Stephen & Wha-Soon	1,722.99	LYONS	Adam & Gail	1,604.67	YOUNG	David	3,055.47
BAIG	Mirza & Sabahath	2,542.80	LYS	Thomas & Franziska	9,222.29	ZAMOLO	Fabrice & Marguerite	5,545.98
BECK	Herbert & Juliann	3,356.38	MACLEAN	Bary	11,792.12	ZHOU/JIANG	Liangfu/Yuan	2,525.81
BERBAS GINAKAKIS	Juliane	3,532.37	MAIER	John	2,923.38			
BOHM	Denis & Roberta	2,535.38	MAISEL/COHEN TRIPOLI	Richard/Terre	1,479.04			
BOLLHOFFER	Roy	1,456.43	MANCUSO	Richard & Shelley	5,928.60			
BOULIERIS	Angelo & Catherine	1,873.51	MARCINIAK	Margaret	3,956.75			
BRADLEY	John & Cathy	2,893.35	MATSUNAGA	Douglas & Barbara	10,801.83			
BRADY	Michael & Lisa	6,670.40	MCCARTHY	Sean & Cathy	6,766.47			
BRESLOW	Clifford	2,611.83	MCCOLE	William & Jeanine	2,191.88			
BUELL	Brad	2,215.33	MEHTA	Parimal & Mansi	2,264.26			
BUSH	David & Heather	4,562.87	MELUSO	Mark & Victoria	2,867.63			
BUSSCHER	Robert	6,325.70	MENDINO	Joseph	4,371.44			
BYRNE	Janice & Dominic	2,843.70	MILLAR	Tom & Martha	4,106.66			
CAHILL	John & Sarabess	4,158.35	MONS	Allen	4,906.72			
CHAINSКИ	Margaret	4,003.17	MURPHY	Christopher & Catherine	5,103.78			
CHUDY	Matthew & Michelle	5,585.59	NELSON	Catherine	2,957.48			
CLARK	Jeffery & Gwen	2,985.96	NEWBERG	Donald	3,999.46			
CLATCH	Laura	3,478.17	NICHOLAS	Monica	4,451.36			
COHN	Andrew	3,176.91	NITISS/CARRUTHERS	Joseph/Karen	1,464.80			
COLE	Bob & Elaine	4,786.72	OBERMAN	Michael & Margo	11,077.49			
COLLINS	Christine	5,500.40	OLESEN	Martin & Shelly	2,939.06			
COOK	Richard & Martina	1,807.58	ORLANDO	Pompei & Lucia	4,462.49			
CORK	Patricia	5,742.20	PAPANOS/ZIAMPARAS	Nicholas/Ilioula	2,649.40			
DANFORTH	Chad & Janet	2,615.90	PARK	Chung	4,712.30			
DETERS	Gary & Susan	2,614.34	PELECH	Michael & Debra	2,933.19			
DODD	Michael & Carrie	2,403.53	PETRE	Cornel & Magdalena	2,845.74			
DONATO	Anthony & Patricia	3,510.84	PHILLIPS	Frederick	3,609.42			
DONATO	Ronald & Carmella	1,974.97	PICKELL	Orren & Tina	6,565.47			
DREIFUSS	David & Juli	3,146.88	PINK	Ronald	5,878.00			
FALBE	Lawrence	2,427.70	PISCITELLO	Christopher	5,095.76			
FANTUS	Richard & Pamela	5,595.87	POVZNER	Leonid	2,692.71			
FARMER	Tim & Amy	2,412.50	PRICE	Robert	4,081.18			
FIOCCHI	John	4,814.48	QUETSCHKE/STRECKERT	Paul/Mary Ellen	3,465.97			
FIORE	Rocco & Paula	4,268.54	RAY	Jess & Marcia	3,954.60			
FORREST	Jason & Amy	2,495.42	RITSOS	Peter	2,872.66			
GERHARDT	Armin	6,502.06	ROBERTSON	Jacqueline	2,839.87			
GOBEYN	Barrett & Gina	2,078.94	ROJAS	Arturo & Maria	7,581.25			
GOORIS	Daniel & Leslie	1,628.24	ROTH	Diane	2,611.83			
GRAY	Keith	3,337.35	RUPPE/KOZIMOR	Michael/Renee	3,664.46			
GREENHILL	Charles	7,706.52	SAMARAS	Ashley & Peter	3,109.79			
HALKOVICH	Robert & Janice	2,058.36	SCHLITCHT	Lutz & Claudia	3,457.36			
HAN	Dong & Chung	3,691.86	SCHMIDT	Stevie	7,983.73			
HANSEN	William	3,406.15	SHAFFER/PETERS	Dean/Linda	9,601.32			
HEINZ	Thomas & Ann	2,482.97	SMOLIC	Svebor & Stephanie	4,359.35			
HEYTOW	Mitzi	6,794.35	SPIGLANIN/VIGLIONE	Robert/Ninette	3,954.72			
HOLLAR	Robert	3,310.91	STANLEY	James & Dianne	4,818.55			
HOWATT	James & Kimberly	6,746.49	STARR	Jerome & Sherry	3,267.96			
IMMERMAN	Amy	1,349.94	STARR	Lucas	1,998.06			
JACOB	Mark & Ann Shorrock	5,306.93	STEPHENSON	Juliet	3,081.55			
JOSEPH	Carolanne	7,950.35	STOKOVICH	Debra	8,220.15			
JUHREND	Bernice	4,125.09	SWIFT	Mary & John	4,746.64			
KALLISON	Corey & Danielle	2,635.28	TAN	Jack	2,736.02			
KAPLAN	Howard & Ricki	7,506.59	TAVAKOLI	Hassan & Margarita	3,021.85			
KLASSMAN	Cynthia & Brian	4,462.13	TINDALL	Adrienne	6,499.07			
KOFFEL	John	8,961.94	TOLSTIK/EIG	Oleg/Dina	2,212.94			
KRUGLICK	Dorothy	6,216.59	TOWNE	Tim	2,046.27			
KRUSINSKI	Catherine	3,800.85	TRELKA	Geraldine	1,513.86			
KURTIS	William	7,200.18	TRENDLER	David	2,480.82			
LAFITA	Joseph & Vaishali	6,357.53	TRULSON	Kathleen	3,710.04			
LANE	Brandon	4,099.25	TURCHINSKY	Dean & Frances	2,896.70			
LANE	Roger & Chris	3,392.27	URLACHER	Casey	1,391.58			
								\$ 600,000.00